

Creating Online Content for Pocket PC

What did you think of this topic?

[Send us feedback](#)

Built on Wednesday, May 07, 2003

Pocket PC Development Guide

Pocket Internet Explorer HTML Element Reference

This reference specifies the HTML elements that are supported for Microsoft® Windows® Powered Pocket PC with their attributes, values, and descriptions.

What did you think of this topic?

[Send us feedback](#)

Built on Wednesday, May 07, 2003

Pocket PC Development Guide

A

Designates the start or destination of a hypertext link. The A element is an inline element and requires a closing tag.

Attributes

Attribute	Value	Description
ACCESSKEY	0...9, #, *	A method of giving access or focus to an active HTML element by using a keypad number. Not supported for Pocket PC 2000 or Pocket PC 2002.
CLASS		Associates the element with a cascading style sheets style.
HREF	URL	Not supported for Pocket PC 2000 or Pocket PC 2002. A string that specifies a destination URL or anchor point. For example, #bookmark, mailto: or tel:
ID		Not supported for Pocket PC 2000 or Pocket PC 2002. Uniquely identifies the element within a document.
NAME	String	Not supported for Pocket PC 2000 or Pocket PC 2002. Specifies a name or bookmark for the current section of the document.
ONCLICK		An event that occurs when the user chooses the A element.

		Not supported for Pocket PC 2000.
STYLE		Provides the definition of the cascading style sheets styles used for this element.
TABINDEX	Number	Not supported for Pocket PC 2000 or Pocket PC 2002. Sets the order in which elements are tabbed to.
TARGET	_blank	Not supported for Pocket PC 2000 or Pocket PC 2002. Causes Pocket Internet Explorer to navigate the topmost document to the HREF.
	_parent	Not supported for Pocket PC 2000 or Pocket PC 2002. Causes the immediate parent of the frame to navigate to the HREF.
	_top	Causes Pocket Internet Explorer to navigate the topmost document to the HREF.

Applies To

Pocket PC Platforms: Pocket PC 2000 and later

OS Versions: Windows CE 3.0 and later

What did you think of this topic?

[Send us feedback](#)

Built on Wednesday, May 07, 2003

Pocket PC Development Guide

ABBR

Sets or retrieves abbreviated text for the object.

Attributes

Attribute	Value	Description
CLASS		Associates the element with a cascading style sheets style.
ID		Not supported for Pocket PC 2000 or Pocket PC 2002. Uniquely identifies the element within a document.
STYLE		Not supported for Pocket PC 2000 or Pocket PC 2002. Provides the definition of the cascading style sheets styles used for this element.
		Not supported for Pocket PC 2000 or Pocket PC 2002.

Applies To

Pocket PC Platforms: Pocket PC 2003 and later

OS Versions: Windows CE 3.0 and later

What did you think of this topic?

[Send us feedback](#)

Built on Wednesday, May 07, 2003

Pocket PC Development Guide

ACRONYM

Indicates an acronym abbreviation. The ACRONYM element is an inline element and requires a closing tag.

Attributes

Attribute	Value	Description
CLASS		Associates the element with a cascading style sheets style.
ID		Not supported for Pocket PC 2000 or Pocket PC 2002. Uniquely identifies the element within a document.
STYLE		Not supported for Pocket PC 2000 or Pocket PC 2002. Provides the definition of the cascading style sheets styles used for this element.
		Not supported for Pocket PC 2000 or Pocket PC 2002.

Applies To

Pocket PC Platforms: Pocket PC 2003 and later

OS Versions: Windows CE 3.0 and later

What did you think of this topic?

[Send us feedback](#)

Built on Wednesday, May 07, 2003

Pocket PC Development Guide

ADDRESS

Renders its contents in italics and is used to specify information such as the address, signature, and authorship for the document. The ADDRESS element is a block element and requires a closing tag.

Attributes

Attribute	Value	Description
ID		Uniquely identifies the element within a document.
		Not supported for Pocket PC 2000 or Pocket PC 2002.

Applies To

Pocket PC Platforms: Pocket PC 2000 and later

OS Versions: Windows CE 3.0 and later

What did you think of this topic?

[Send us feedback](#)

Built on Wednesday, May 07, 2003

Pocket PC Development Guide

APPLET

The APPLET element is ignored until a Java Virtual Machine (JVM) is installed.

Attributes

Attribute	Value	Description
ACCESSKEY	0...9, #, *	A method of giving access or focus to an active HTML element by using a keypad number.
ALIGN	Top Middle Bottom	Not supported for Pocket PC 2000 or Pocket PC 2002. Specifies APPLET alignment.
CODE	URL	Indicates a URL pointing to the applet's code or class.
CODEBASE	URL	Indicates the base URL for the applet, if the CODE attribute is relative. If the CODEBASE URL is relative, it is in relation to the current document URL or the BASE HREF element, if present.
HEIGHT	0...#	Explicitly specifies the height of the applet in pixels.
HSPACE	0...#	Specifies the horizontal spacing (left and right padding) around the applet in pixels.
NAME	String	Provides a way for the applet to identify itself to other applets in the current HTML page.
VSPACE	0...#	Specifies the vertical spacing (top and bottom padding) around the applet in pixels.
WIDTH	0...#	Explicitly specifies the width of the applet in pixels.

Applies To

Pocket PC Platforms: Pocket PC 2002 and later

OS Versions: Windows CE 3.0 and later

What did you think of this topic?

[Send us feedback](#)

Built on Wednesday, May 07, 2003

Pocket PC Development Guide

AREA

Defines the shape, coordinates, and associated URL of one hyperlink region within a client-side image map. The

AREA element is not rendered and requires a closing tag.

Attributes

Attribute	Value	Description
CLASS		Associates the element with a cascading style sheets style.
COORDS	Special	<p>Not supported for Pocket PC 2000 or Pocket PC 2002.</p> <p>Specifies the coordinates for the hyperlink area within an image MAP. The format of the string depends on the SHAPE specified.</p> <p>SHAPE= "circ" or "circle" COORDS= "x1,y1,r" - Where x1,y2 are the circle's center coordinates, and r is the circle's radius.</p> <p>SHAPE= "poly" or "polygon" COORDS= "x1,y1,x2,y2...xn,yn" - Where each x,y pair contains the coordinates of one vertex for the polygon.</p> <p>SHAPE= "rect" (default) or "rectangle" COORDS= "x1,y1,x2,y2" - Where x1,y1 are the upper-left corner coordinates and x2,y2 are the lower-right corner coordinates of the rectangle.</p> <p>Note Percentage values for SHAPE COORDS are not supported.</p> <p>If two or more regions overlap, the region defined first in the map definition takes precedence over subsequent regions. AREA elements with NOHREF will be placed before ones with the HREF attribute.</p>
HREF	URL	A string that specifies a destination URL or anchor point.
ID		Uniquely identifies the element within a document.
NOHREF		<p>Not supported for Pocket PC 2000 or Pocket PC 2002.</p> <p>Specifies no action for that region; used to exclude areas in an image map.</p>
SHAPE	Rect	Specifies the shape of an image map region.
	Rectangle	
	Circ	
	Circle	
	Poly	
	Polygon	
STYLE		Provides the definition of the cascading style sheets styles used for this element.
TARGET	_blank	Not supported for Pocket PC 2002 and later.
	_parent	Causes the immediate parent of the frame to navigate to the HREF.

_top Causes Pocket Internet Explorer to navigate the topmost document to the HREF.

Applies To

Pocket PC Platforms: Pocket PC 2000 and later

OS Versions: Windows CE 3.0 and later

What did you think of this topic?

[Send us feedback](#)

Built on Wednesday, May 07, 2003

Pocket PC Development Guide

B

Specifies that the text will be rendered in bold. The B element is an inline element and requires a closing tag.

Attributes

Attribute	Value	Description
CLASS		Associates the element with a cascading style sheets style.
ID		Not supported for Pocket PC 2000 or Pocket PC 2002. Uniquely identifies the element within a document.
STYLE		Not supported for Pocket PC 2000 or Pocket PC 2002. Provides the definition of the cascading style sheets styles used for this element.
		Not supported for Pocket PC 2000 or Pocket PC 2002.

Applies To

Pocket PC Platforms: Pocket PC 2000 and later

OS Versions: Windows CE 3.0 and later

What did you think of this topic?

[Send us feedback](#)

Built on Wednesday, May 07, 2003

Pocket PC Development Guide

BASE

Specifies an explicit URL used to resolve links and references to external sources such as links and images. The BASE element does not require a closing tag.

Attributes

Attribute	Value	Description
HREF	URL	Sets the relative baseline URL for links and references. For example: <pre><html> <head> <base href="http://pocketpc.com/browserweb/"> </head> <body> <ahref="FULL/graphs/latest.htm"> Click here to see the latest graph. </body> </html></pre>
TARGET	_blank _parent _top	The SRC will resolve to http://pocketpc.com/browserweb/images/screen.gif and the HREF will resolve to http://pocketpc.com/browserweb/FULL/graphs/latest.htm. Not supported in Pocket Internet Explorer. Causes the immediate parent of the frame to navigate to the HREF. Causes Pocket Internet Explorer to navigate the topmost document to the HREF.

Applies To

Pocket PC Platforms: Pocket PC 2000 and later
OS Versions: Windows CE 3.0 and later

What did you think of this topic?

[Send us feedback](#)

Built on Wednesday, May 07, 2003

Pocket PC Development Guide

BASEFONT

Sets attributes of the default font to be used when rendering text. The BASEFONT element does not require a closing tag.

Attributes

Attribute	Value	Description
COLOR	Special	Specifies the default color of the enclosed text.
FACE	Special	Specifies a comma-separated list of font names in which the text will be rendered.
SIZE	1...7 3 (default)	Specifies an integer font size.

Applies To

Pocket PC Platforms: Pocket PC 2000 and later
OS Versions: Windows CE 3.0 and later

What did you think of this topic?

[Send us feedback](#)

Built on Wednesday, May 07, 2003

Pocket PC Development Guide

BGSOUND

Enables a background sound to be played when the page is visited. The BGSOUND element does not require a closing tag.

Attributes

Attribute	Value	Description
LOOP		Not supported in Pocket Internet Explorer.
SRC	URL	Specifies the URL of the sound to be played. The only supported file format is .WAV.
		Some devices may not support all sampling rates and bit depths, which will result in the file not playing.

Applies To

Pocket PC Platforms: Pocket PC 2000 and later

OS Versions: Windows CE 3.0 and later

What did you think of this topic?

[Send us feedback](#)

Built on Wednesday, May 07, 2003

Pocket PC Development Guide

BIG

Specifies that the enclosed text should be in a larger font than the current font. The BIG element is an inline element and requires a closing tag.

Attributes

Attribute	Value	Description
CLASS		Associates the element with a cascading style sheets style.
		Not supported for Pocket PC 2000 or Pocket PC 2002.
ID		Uniquely identifies the element within a document.
		Not supported for Pocket PC 2000 or Pocket PC 2002.
STYLE		Provides the definition of the cascading style sheets styles used for this element.
		Not supported for Pocket PC 2000 or Pocket PC 2002.

Applies To

Pocket PC Platforms: Pocket PC 2000 and later

OS Versions: Windows CE 3.0 and later

What did you think of this topic?

[Send us feedback](#)

Built on Wednesday, May 07, 2003

Pocket PC Development Guide

BLOCKQUOTE

Sets apart a quotation in text. Text within the tag is indented. The BLOCKQUOTE element is a block element and requires a closing tag.

Attribute	Value	Description
CLASS		Associates the element with a cascading style sheets style.
		Not supported for Pocket PC 2000 or Pocket PC 2002.
ID		Uniquely identifies the element within a document.
		Not supported for Pocket PC 2000 or Pocket PC 2002.
STYLE		Provides the definition of the cascading style sheets styles used for this element.
		Not supported for Pocket PC 2000 or Pocket PC 2002.

Applies To

Pocket PC Platforms: Pocket PC 2000 and later

OS Versions: Windows CE 3.0 and later

What did you think of this topic?

[Send us feedback](#)

Built on Wednesday, May 07, 2003

Pocket PC Development Guide

BODY

Denotes the beginning and end of the document body. The BODY element is a block element and requires a closing tag.

Attributes

Attribute	Value	Description
ALINK	Special	Indicates the color that a hyperlink assumes when it is activated or clicked.

Not supported for Pocket PC 2000.

Note Link colors are disabled on grayscale devices; they will always be black.

BACKGROUND URL

Specifies the URL of a background image to be tiled behind the images and text on a page.

Note For improved readability, background images are disabled on grayscale devices and will not render.

BGCOLOR

Special

Specifies the background color of the page.

Values are specified using the #RRGGBB format, where RR, GG, and BB are hexadecimal values for red, green, and blue levels. Using one of the following color names can also specify values.

aliceblue

antiquewhite

aqua

aquamarine

azure

beige

bisque

black

blanchedalmond

blue

blueviolet

brown

burlywood

cadetblue

chartreuse

chocolate

coral

cornflowerblue

cornsilk

crimson

cyan

darkblue
darkcyan
darkgoldenrod
darkgray
darkgreen
darkkhaki
darkmagenta
darkolivegreen
darkorange
darkorchidg
darkred
darksalmon
darkseagreen
darkslateblue
darkslategray
darkturquoise
darkviolet
deeppink
deepskyblue
dimgray
dodgerblue
firebrick
floralwhite
forestgreen
fuchsia
gainsboro
ghostwhite
gold
goldenrod

gray
green
greenyellow
honeydew
hotpink
indianred
indigo
ivory
khaki
lavender
lavenderblush
lawngreen
lemonchiffon
lightblue
lightcoral
lightcyan
lightgoldenrod-yellow
lightgreen
lightgrey
lightpink
lightsalmon
lightseagreen
lightskyblue
lightslategray
lightsteelblue
lightyellow
lime
limegreen
linen

magenta
maroon
medium-aquamarine
mediumblue
mediumorchid
mediumpurple
mediumseagreen
mediumslateblue
medium-springgreen
mediumturquoise
mediumvioletred
midnightblue
mintcream
mistyrose
moccasin
navajowhite
navy
oldlace
olive
olivedrab
orange
orangered
orchid
palegoldenrod
palegreen
paleturquoise
palevioletred
papayawhip
peachpuff

peru

pink

plum

powderblue

purple

red

rosybrown

royalblue

saddlebrown

salmon

sandybrown

seagreen

seashell

sienna

silver

skyblue

slateblue

slategray

snow

springgreen

steelblue

tan

teal

thistle

tomato

turquoise

violet

wheat

white

whitesmoke

yellow

yellowgreen

Note Background colors are disabled on grayscale devices. The page will always have a white background.

CLASS		Associates the element with a cascading style sheets style.
ID		Not supported for Pocket PC 2000 or Pocket PC 2002. Uniquely identifies the element within a document.
LEFTMARGIN	0...#	Not supported for Pocket PC 2000 or Pocket PC 2002. Specifies the left margin of the body in pixels. Negative values are allowed.
	6 (default)	
LINK	Special	Specifies the color for links on a page. Pocket Internet Explorer for Pocket PC does not distinguish between visited and unvisited links. Note Link colors are disabled on grayscale devices; they will always be black.
ONLOAD		An event that occurs when the document body is loaded.
ONUNLOAD		Not supported for Pocket PC 2000. An event that occurs immediately before the document body is unloaded.
RIGHTMARGIN	0...#	Not supported for Pocket PC 2000. Specifies the right margin of the body in pixels. Negative values are not supported.
	6 (default)	
STYLE		Provides the definition of the cascading style sheets styles used for this element.
TEXT	Special	Not supported for Pocket PC 2000 or Pocket PC 2002. Specifies the text color on a page. Note Text colors are disabled on grayscale devices; it will always be black.
TOPMARGIN	0...#	Specifies the top margin of the body in pixels. Negative values are not supported.
	6 (default)	
VLINK	Special	Indicates the default color of already activated hyperlinks. Not supported for Pocket PC 2000. Note Link colors are disabled on grayscale devices; they will always be black.

Applies To

Pocket PC Platforms: Pocket PC 2000 and later

OS Versions: Windows CE 3.0 and later

What did you think of this topic?

[Send us feedback](#)

Built on Wednesday, May 07, 2003

Pocket PC Development Guide

BR

Inserts a line break. The BR element does not require a closing tag.

Attributes

Attribute	Value	Description
CLASS		Associates the element with a cascading style sheets style.
CLEAR	None	Not supported for Pocket PC 2000 or Pocket PC 2002. Specifies a normal line break.
	Left	Not supported for Pocket PC 2000. Breaks the line and moves down vertically until there is a clear left margin.
	Right	Not supported for Pocket PC 2000. Breaks the line and moves down vertically until there is a clear right margin.
	All	Not supported for Pocket PC 2000. Breaks the line and moves down vertically until both margins are clear of images.
ID		Not supported for Pocket PC 2000. Uniquely identifies the element within a document.
STYLE		Not supported for Pocket PC 2000 or Pocket PC 2002. Provides the definition of the cascading style sheets styles used for this element.
		Not supported for Pocket PC 2000 or Pocket PC 2002.

Applies To

Pocket PC Platforms: Pocket PC 2000 and later

OS Versions: Windows CE 3.0 and later

What did you think of this topic?

[Send us feedback](#)

Built on Wednesday, May 07, 2003

Pocket PC Development Guide

CAPTION

Specifies a brief description or caption for a table. The CAPTION element is a block element and requires a closing tag.

Attributes

Attribute	Value	Description
ALIGN	Top (default)	Specifies caption alignment relative to the table.
	Bottom	Not supported for Pocket PC 2000.
	Left	
	Center	
	Right	
CLASS		Associates the element with a cascading style sheets style. Not supported for Pocket PC 2000 or Pocket PC 2002.
ID		Uniquely identifies the element within a document. Not supported for Pocket PC 2000 or Pocket PC 2002.
STYLE		Provides the definition of the cascading style sheets styles used for this element.
VALIGN	Top	Not supported for Pocket PC 2000 or Pocket PC 2002. Specifies vertical caption alignment relative to the table.
	Bottom	Not supported for Pocket PC 2000.

Applies To

Pocket PC Platforms: Pocket PC 2000 and later

OS Versions: Windows CE 3.0 and later

What did you think of this topic?

[Send us feedback](#)

Built on Wednesday, May 07, 2003

Pocket PC Development Guide

CENTER

Centers subsequent text and images. The CENTER element is a block element and requires a closing tag.

Applies To

Pocket PC Platforms: Pocket PC 2000 and later

OS Versions: Windows CE 3.0 and later

What did you think of this topic?

[Send us feedback](#)

Built on Wednesday, May 07, 2003

Pocket PC Development Guide

CITE

Specifies a citation. The enclosed text is rendered in italics. The CITE element is a block element and requires a closing tag.

Attribute	Value	Description
CLASS		Associates the element with a cascading style sheets style. Not supported for Pocket PC 2000 or Pocket PC 2002.
ID		Uniquely identifies the element within a document. Not supported for Pocket PC 2000 or Pocket PC 2002.
STYLE		Provides the definition of the cascading style sheets styles used for this element. Not supported for Pocket PC 2000 or Pocket PC 2002.

Applies To

Pocket PC Platforms: Pocket PC 2000 and later

OS Versions: Windows CE 3.0 and later

What did you think of this topic?

[Send us feedback](#)

Built on Wednesday, May 07, 2003

Pocket PC Development Guide

CODE

Specifies a code sample. The enclosed text is rendered in a monospace font, if a monospace (courier) font is installed on the device. The CODE element is an inline element and requires a closing tag.

Attribute	Value	Description
CLASS		Associates the element with a cascading style sheets style. Not supported for Pocket PC 2000 or Pocket PC 2002.
ID		Uniquely identifies the element within a document. Not supported for Pocket PC 2000 or Pocket PC 2002.
STYLE		Provides the definition of the cascading style sheets styles used for this element. Not supported for Pocket PC 2000 or Pocket PC 2002.

Applies To

Pocket PC Platforms: Pocket PC 2000 and later

OS Versions: Windows CE 3.0 and later

What did you think of this topic?

[Send us feedback](#)

Built on Wednesday, May 07, 2003

Pocket PC Development Guide

DD

Indicates a definition in a definition list (DL). The definition is indented from the definition list. This element is a block element and does not require a closing tag.

Attribute	Value	Description
CLASS		Associates the element with a cascading style sheets style.
		Not supported for Pocket PC 2000 or Pocket PC 2002.
ID		Uniquely identifies the element within a document.
		Not supported for Pocket PC 2000 or Pocket PC 2002.
STYLE		Provides the definition of the cascading style sheets styles used for this element.
		Not supported for Pocket PC 2000 or Pocket PC 2002.

Applies To

Pocket PC Platforms: Pocket PC 2000 and later

OS Versions: Windows CE 3.0 and later

What did you think of this topic?

[Send us feedback](#)

Built on Wednesday, May 07, 2003

Pocket PC Development Guide

DEL

Indicates text that has been deleted from the document. The DEL element is an inline element and requires a closing tag.

Attribute	Value	Description
CLASS		Associates the element with a cascading style sheets style.
ID		Uniquely identifies the element within a document.
STYLE		Provides the definition of the cascading style sheets styles used for this element.

Applies To

Pocket PC Platforms: Pocket PC 2003 and later

OS Versions: Windows CE 3.0 and later

What did you think of this topic?

[Send us feedback](#)

Built on Wednesday, May 07, 2003

Pocket PC Development Guide

DFN

Indicates the defining instance of a term. The enclosed text is rendered in italics. The DFN element is an inline element and requires a closing tag.

Attribute	Value	Description
CLASS		Associates the element with a cascading style sheets style.
		Not supported for Pocket PC 2000 or Pocket PC 2002.
ID		Uniquely identifies the element within a document.
		Not supported for Pocket PC 2000 or Pocket PC 2002.
STYLE		Provides the definition of the cascading style sheets styles used for this element.
		Not supported for Pocket PC 2000 or Pocket PC 2002.

Applies To

Pocket PC Platforms: Pocket PC 2000 and later

OS Versions: Windows CE 3.0 and later

What did you think of this topic?

[Send us feedback](#)

Built on Wednesday, May 07, 2003

Pocket PC Development Guide

DIR

Denotes a directory list. The DIR element is a block element and requires a closing tag.

Applies To

Pocket PC Platforms: Pocket PC 2000 and later

OS Versions: Windows CE 3.0 and later

What did you think of this topic?

[Send us feedback](#)

Built on Wednesday, May 07, 2003

Pocket PC Development Guide

DIV

Specifies a container or division in the document. The DIV element is a block element and requires a closing tag.

Attributes

Attribute	Value	Description
ALIGN	Left	Specifies the DIV alignment.
	Center	Not supported on Pocket PC 2002.
	Right	
CLASS		Associates the element with a cascading style sheets style.
ID		Not supported for Pocket PC 2000 or Pocket PC 2002.
		Uniquely identifies the element within a document.
STYLE		Not supported for Pocket PC 2000 or Pocket PC 2002.
		Provides the definition of the cascading style sheets styles used for this element.
		Not supported for Pocket PC 2000 or Pocket PC 2002.

Applies To

Pocket PC Platforms: Pocket PC 2000 and later

OS Versions: Windows CE 3.0 and later

What did you think of this topic?

[Send us feedback](#)

Built on Wednesday, May 07, 2003

Pocket PC Development Guide

DL

Denotes a definition list. The DL element is a block element and requires a closing tag.

Attributes

Attribute	Value	Description
CLASS		Associates the element with a cascading style sheets style.
ID		Not supported for Pocket PC 2000 or Pocket PC 2002.
		Uniquely identifies the element within a document.
		Not supported for Pocket PC 2000 or Pocket PC 2002.

STYLE Provides the definition of the cascading style sheets styles used for this element.

Not supported for Pocket PC 2000 or Pocket PC 2002.

Applies To

Pocket PC Platforms: Pocket PC 2000 and later

OS Versions: Windows CE 3.0 and later

What did you think of this topic?

[Send us feedback](#)

Built on Wednesday, May 07, 2003

Pocket PC Development Guide

DT

Denotes a definition term within a definition list (DL). The DT element is a block element and does not require a closing tag.

Attributes

Attribute	Value	Description
CLASS		Associates the element with a cascading style sheets style.
		Not supported for Pocket PC 2000 or Pocket PC 2002.
ID		Uniquely identifies the element within a document.
		Not supported for Pocket PC 2000 or Pocket PC 2002.
STYLE		Provides the definition of the cascading style sheets styles used for this element.
		Not supported for Pocket PC 2000 or Pocket PC 2002.

Applies To

Pocket PC Platforms: Pocket PC 2000 and later

OS Versions: Windows CE 3.0 and later

What did you think of this topic?

[Send us feedback](#)

Built on Wednesday, May 07, 2003

Pocket PC Development Guide

EM

Emphasizes text by rendering it in italics. The EM element is an inline element and requires a closing tag.

Attributes

file:///C:/Temp/~hh1E96.htm

08.04.2005

Attribute	Value	Description
CLASS		Associates the element with a cascading style sheets style.
ID		Not supported for Pocket PC 2000 or Pocket PC 2002. Uniquely identifies the element within a document.
STYLE		Not supported for Pocket PC 2000 or Pocket PC 2002. Provides the definition of the cascading style sheets styles used for this element. Not supported for Pocket PC 2000 or Pocket PC 2002.

Applies To

Pocket PC Platforms: Pocket PC 2000 and later

OS Versions: Windows CE 3.0 and later

What did you think of this topic?

[Send us feedback](#)

Built on Wednesday, May 07, 2003

Pocket PC Development Guide

FONT

Specifies a new font, size, and color to be used for rendering the enclosed text. The FONT element requires a closing tag.

Attributes

Attribute	Value	Description
COLOR	Special	Sets the color for rendered text. Note Font colors are disabled on grayscale devices; text is always rendered in black.
FACE	Special	Specifies a comma-separated list of font names in which the text will be rendered.
SIZE	1...7 3 (default)	Specifies an integer font size. It can also be a relative font size with a signed integer value, size="+1", or size="-2". This is mapped to an absolute font size by adding the current BASEFONT SIZE attribute.

Applies To

Pocket PC Platforms: Pocket PC 2000 and later

OS Versions: Windows CE 3.0 and later

What did you think of this topic?

[Send us feedback](#)

Built on Wednesday, May 07, 2003

FORM

Specifies that the contained controls are part of a form. The FORM element is a block element and requires a closing tag.

Attributes

Attribute	Value	Description
ACTION	URL	Specifies the URL FORM content being sent for processing.
CLASS		Associates the element with a cascading style sheets style.
ENCTYPE	MIME	Not supported for Pocket PC 2000 or Pocket PC 2002. Always defaults to application/x-www-form-urlencoded because INPUT TYPE=FILE is not supported.
ID		Uniquely identifies the element within a document.
METHOD	Get	Not supported for Pocket PC 2000 or Pocket PC 2002. Specifies how form data is sent to the server.
	Post	Appends arguments to the action URL and opens it like an anchor. Note If the ACTION contains a question mark and a query string, when submitted, Pocket Internet Explorer sends the action URL (including its question mark and query string) along with the arguments.
NAME	String	Sends data through an HTTP Post transaction. Specifies the FORM name, so that script can refer to it.
ONRESET		An event that occurs when a form is reset.
ONSUBMIT		An event that occurs when a form is submitted.
STYLE		Provides the definition of the cascading style sheets styles used for this element.
TARGET	_blank	Not supported for Pocket PC 2000 or Pocket PC 2002.
	_parent	Causes the immediate parent of the frame to navigate to the HREF.
	_top	Causes Pocket Internet Explorer to navigate the topmost document to the HREF.

Applies To

Pocket PC Platforms: Pocket PC 2000 and later

OS Versions: Windows CE 3.0 and later

What did you think of this topic?

[Send us feedback](#)

Built on Wednesday, May 07, 2003

FRAME

Specifies an individual frame within a FRAMESET. The FRAME element is a block element and does not require a closing tag.

Attributes

Attribute	Value	Description
CLASS		Associates the element with a cascading style sheets style.
ID		Uniquely identifies the element within a document.
MARGINHEIGHT	1...# 6 (default)	Specifies the top and bottom margins of the contents for the frame.
MARGINWIDTH	1...# 6 (default)	Specifies the left and right margins of the contents for the frame.
NAME	String	Specifies the name of the frame.
SCROLLING	Auto (default) Yes No	Specifies whether or not the user can scroll the frame. The browser determines if scroll bars are needed. Frame can be scrolled. Frame cannot scroll.
SRC	URL	Specifies the URL to be loaded in the frame.
STYLE		Provides the definition of the cascading style sheets styles used for this element.
		Not supported for Pocket PC 2000 or Pocket PC 2002.

Applies To

Pocket PC Platforms: Pocket PC 2000 and later

OS Versions: Windows CE 3.0 and later

What did you think of this topic?

[Send us feedback](#)

Built on Wednesday, May 07, 2003

Pocket PC Development Guide

FRAMESET

Specifies a frameset consisting of 1 or more frames. The FRAMESET element is a block element and requires a

closing tag.

Attributes

Attribute	Value	Description
BORDER	0...#	Specifies the number of pixels to reserve as space between frames. If the value is less than 3, Pocket Internet Explorer uses the value of 3.
CLASS		Associates the element with a cascading style sheets style.
COLS	String	Not supported for Pocket PC 2000 or Pocket PC 2002. Consists of comma-separated values specifying a frame's width. Values are in pixels, a percentage of the available width, or width*. Width* is a relative value. After allocating space for pixel and percentage width sized frames, the remaining space is divided between relative-sized frames.
ID		Uniquely identifies the element within a document.
ONLOAD		Not supported for Pocket PC 2000 or Pocket PC 2002. An event that occurs when the frameset is loaded.
ONUNLOAD		Not supported for Pocket PC 2000. An event that occurs immediately before the frameset is unloaded.
ROWS	String	Not supported for Pocket PC 2000. Consists of comma-separated values specifying a frame's height. Values are in pixels, a percentage of the available width, or height*. Height* is a relative value. After allocating space for pixel and percentage height sized frames, the remaining space is divided between relative-sized frames.

Applies To

Pocket PC Platforms: Pocket PC 2000 and later

OS Versions: Windows CE 3.0 and later

What did you think of this topic?

[Send us feedback](#)

Built on Wednesday, May 07, 2003

Pocket PC Development Guide

H1...H6

Renders text in heading style. Use H1 through H6 to specify different sizes and styles of headings. The Hn element is a block element and requires a closing tag.

Attributes

Attribute	Value	Description
ALIGN	Left	Specifies heading alignment.

Center

Right

CLASS	Associates the element with a cascading style sheets style.
ID	Uniquely identifies the element within a document.
STYLE	Provides the definition of the cascading style sheets styles used for this element.
	Not supported for Pocket PC 2000 or Pocket PC 2002.

Applies To**Pocket PC Platforms:** Pocket PC 2000 and later**OS Versions:** Windows CE 3.0 and later

What did you think of this topic?

[Send us feedback](#)

Built on Wednesday, May 07, 2003

Pocket PC Development Guide

HEAD

Provides a random collection of information about the document. The HEAD element requires a closing tag.

Applies To**Pocket PC Platforms:** Pocket PC 2000 and later**OS Versions:** Windows CE 3.0 and later

What did you think of this topic?

[Send us feedback](#)

Built on Wednesday, May 07, 2003

Pocket PC Development Guide

HR

Draws a horizontal rule. The HR element is a block element and does not require a closing tag.

Attributes

Attribute	Value	Description
ALIGN	Center (default)	Specifies the horizontal rule alignment.
	Left	Not supported for Pocket PC 2000.

Right

CLASS		Associates the element with a cascading style sheets style.
ID		Not supported for Pocket PC 2000 or Pocket PC 2002. Uniquely identifies the element within a document.
NOSHADE		Not supported for Pocket PC 2000 or Pocket PC 2002. Indicates that the horizontal rule is not drawn with 3 dimensional shading.
SIZE	0...#	Specifies the horizontal rule height in pixels.
STYLE		Provides the definition of the cascading style sheets styles used for this element.
WIDTH	Special	Not supported for Pocket PC 2000 or Pocket PC 2002. Specifies the horizontal rule width in pixels or a percentage width of its container.

Applies To

Pocket PC Platforms: Pocket PC 2000 and later
OS Versions: Windows CE 3.0 and later

What did you think of this topic?

[Send us feedback](#)

Built on Wednesday, May 07, 2003

Pocket PC Development Guide

HTML

Identifies the document as containing HTML elements. The HTML element requires a closing tag.

Applies To

Pocket PC Platforms: Pocket PC 2000 and later
OS Versions: Windows CE 3.0 and later

What did you think of this topic?

[Send us feedback](#)

Built on Wednesday, May 07, 2003

Pocket PC Development Guide

I

Specifies that the enclosed text should be rendered in italics. The I element is an inline element and requires a closing tag.

Attributes

Attribute	Value	Description
CLASS		Associates the element with a cascading style sheets style. Not supported for Pocket PC 2000 or Pocket PC 2002.
ID		Uniquely identifies the element within a document. Not supported for Pocket PC 2000 or Pocket PC 2002.
STYLE		Provides the definition of the cascading style sheets styles used for this element. Not supported for Pocket PC 2000 or Pocket PC 2002.

Applies To

Pocket PC Platforms: Pocket PC 2000 and later

OS Versions: Windows CE 3.0 and later

What did you think of this topic?

[Send us feedback](#)

Built on Wednesday, May 07, 2003

Pocket PC Development Guide

IMG

Embeds an image in the document.

Attributes

Attribute	Value	Description
ALIGN	Left	Specifies text alignment following the IMG element reference relative to the screen graphic.
	Right	Not supported for Pocket PC 2000.
	Middle	
ALT	String	Specifies a text alternative for the graphic.
BORDER	0...#	Controls the border thickness around a hyperlink or stand-alone image in pixels. Not supported for Pocket PC 2000.
		Associates the element with a cascading style sheets style.
CLASS		Not supported for Pocket PC 2000 or Pocket PC 2002.
HEIGHT	0...#	Specifies image height in pixels or as a percentage of the parent object.
HSPACE	0...#	Sets the horizontal margin for the image in pixels.
ID		Uniquely identifies the element within a document. Not supported for Pocket PC 2000 or Pocket PC 2002.
ISMAP		Specifies that the image is a server side image map.
SRC	URL	Specifies the URL of the image to be displayed.

Pocket Internet Explorer supports the following files:
.JPEG, .JPG, .GIF, .PNG, and .XBM.

STYLE		Provides the definition of the cascading style sheets styles used for this element.
USEMAP	URL	Not supported for Pocket PC 2000 or Pocket PC 2002. Specifies the URL of the client-side image map. For example, a bookmark like #map.
VSPACE	0...#	Sets the image's vertical margin in pixels.
WIDTH	0...#	Specifies image width in pixels or as a percentage of the parent object.

Applies To

Pocket PC Platforms: Pocket PC 2000 and later

OS Versions: Windows CE 3.0 and later

What did you think of this topic?

[Send us feedback](#)

Built on Wednesday, May 07, 2003

Pocket PC Development Guide

INPUT TYPE=button

Creates a button control. The INPUT TYPE=button element is an inline element and does not require a closing tag.

Attributes

Attribute	Value	Description
ACCESSKEY	0...9, #, *	A method of giving access or focus to an active HTML element by using a keypad number. Not supported for Pocket PC 2000 or Pocket PC 2002.
CLASS		Associates the element with a cascading style sheets style.
DISABLED		Not supported for Pocket PC 2000 or Pocket PC 2002. Disables the button so that it appears dimmed and does not respond to user input.
ID		Not supported for Pocket PC 2000 or Pocket PC 2002. Uniquely identifies the element within a document.
NAME	String	Not supported for Pocket PC 2000 or Pocket PC 2002. Specifies the button control name.
ONBLUR		An event that occurs when the button control loses focus by the pointing device or by tabbing navigation.
ONCLICK		Not supported for Pocket PC 2000. An event that occurs when the user chooses the button control.

		Not supported for Pocket PC 2000.
ONFOCUS		An event that occurs when the button control receives focus by a pointing device or by tabbing navigation.
		Not supported for Pocket PC 2000.
STYLE		Provides the definition of the cascading style sheets styles used for this element.
		Not supported for Pocket PC 2000 or Pocket PC 2002.
TABINDEX		Sets the order in which elements are tabbed to.
		Not supported for Pocket PC 2000 or Pocket PC 2002.
VALUE	String	Specifies the button control text value. This text is displayed as the button's label.
		Note Buttons wider than the device screen are visually clipped.

Applies To

Pocket PC Platforms: Pocket PC 2000 and later

OS Versions: Windows CE 3.0 and later

What did you think of this topic?

[Send us feedback](#)

Built on Wednesday, May 07, 2003

Pocket PC Development Guide

INPUT TYPE=checkbox

Creates a check box control. The INPUT TYPE=checkbox element is an inline element and does not require a closing tag.

Attributes

Attribute	Value	Description
ACCESSKEY	0...9, #, *	A method of giving access or focus to an active HTML element by using a keypad number.
		Not supported for Pocket PC 2000 or Pocket PC 2002.
CHECKED		Specifies selection of the check box control.
CLASS		Associates the element with a cascading style sheets style.
		Not supported for Pocket PC 2000 or Pocket PC 2002.
DISABLED		Disables the check box so that it appears dimmed and does not respond to user input.
		Not supported for Pocket PC 2000 or Pocket PC 2002.
ID		Uniquely identifies the element within a document.
		Not supported for Pocket PC 2000 or Pocket PC 2002.

NAME	String	Specifies the check box control name, which is submitted along with the check box control value, when it is selected.
ONBLUR		An event that occurs when the checkbox element loses focus by the pointing device or by tabbing navigation.
ONCLICK		Not supported for Pocket PC 2000. An event that occurs when the user chooses the check box control.
ONFOCUS		Not supported for Pocket PC 2000. An event that occurs when the check box control receives focus by a pointing device or by tabbing navigation.
STYLE		Not supported for Pocket PC 2000. Provides the definition of the cascading style sheets styles used for this element.
VALUE	String	Not supported for Pocket PC 2000 or Pocket PC 2002. Specifies the check box control value, which is submitted along with the check box control name, when it is selected.

Applies To**Pocket PC Platforms:** Pocket PC 2000 and later**OS Versions:** Windows CE 3.0 and later

What did you think of this topic?

[Send us feedback](#)

Built on Wednesday, May 07, 2003

Pocket PC Development Guide

INPUT TYPE=hidden

Transmits information about the client/server interaction. This control is not rendered, but sends the name or value pair as defined by the following attributes. The INPUT TYPE=hidden element does not require a closing tag.

Attributes

Attribute	Value	Description
CLASS		Associates the element with a cascading style sheets style.
ID		Not supported for Pocket PC 2000 or Pocket PC 2002. Uniquely identifies the element within a document.
NAME	String	Not supported for Pocket PC 2000 or Pocket PC 2002. Specifies the hidden control name, which is submitted along with the hidden control value, during forms submission.
STYLE		Provides the definition of the cascading style sheets styles used for this element.
		Not supported for Pocket PC 2000 or Pocket PC 2002.

VALUE	String	Specifies the hidden control value, which is submitted along with the hidden control name, during forms submission.
-------	--------	---

Applies To

Pocket PC Platforms: Pocket PC 2000 and later

OS Versions: Windows CE 3.0 and later

What did you think of this topic?

[Send us feedback](#)

Built on Wednesday, May 07, 2003

Pocket PC Development Guide

INPUT TYPE=image

Creates an image control that, when clicked, causes the form to be submitted immediately.

The click coordinates are measured from the upper-left of the image. They are submitted with the form as two name or value pairs. The x or y-coordinate is submitted under the name of the control with the x or y appended.

Attribute	Value	Description
ALIGN	Left	Specifies text alignment following the IMG reference relative to the graphic on the screen.
	Right	Not supported for Pocket PC 2000.
	Middle	
HEIGHT	0...#	Specifies the image height in pixels or as a percentage of the parent object.
NAME	String	Specifies the image control name.
ONCLICK		An event that occurs when the user chooses the image control. Not supported for Pocket PC 2000.
SRC	URL	Specifies the image URL to be loaded by the image control.
TABINDEX		Sets the order in which elements are tabbed to.
VALIGN	Top	Specifies text alignment following the IMG reference relative to the graphic on the screen.
	Bottom	Not supported for Pocket PC 2000.
	Middle	
WIDTH	0...#	Specifies the width of the image in pixels or as a percentage of the parent object.

Applies To

Pocket PC Platforms: Pocket PC 2000 and later

OS Versions: Windows CE 3.0 and later

What did you think of this topic?

[Send us feedback](#)

Built on Wednesday, May 07, 2003

Pocket PC Development Guide

INPUT TYPE=password

Creates a single-line text entry control, similar to the text control, except that text is not displayed as the user enters it. The INPUT TYPE=password element is an inline element and does not require a closing tag.

Attributes

Attribute	Value	Description
ACCESSKEY	0...9, #, *	A method of giving access or focus to an active HTML element by using a keypad number. Not supported for Pocket PC 2000 or Pocket PC 2002.
CLASS		Associates the element with a cascading style sheets style. Not supported for Pocket PC 2000 or Pocket PC 2002.
DISABLED		Disables the element so that it appears dimmed and does not respond to user input.
ID		Uniquely identifies the element within a document. Not supported for Pocket PC 2000 or Pocket PC 2002.
MAXLENGTH	0...#	Specifies the maximum number of characters a user can enter into the control.
NAME	String	Specifies the text entry control name, which is submitted along with the text entry control value, during forms submission.
ONBLUR		An event that occurs when the text entry control loses focus by the pointing device or by tabbing navigation. Not supported for Pocket PC 2000.
ONCHANGE		An event that occurs when the text entry control loses input focus and its value has been modified since gaining focus. Not supported for Pocket PC 2000.
ONFOCUS		An event that occurs when the text entry control receives focus by the pointing device or by tabbing navigation.
SIZE	0...#	Specifies the approximate size of the text entry control, in characters. Note If a control becomes too wide for the device screen, it will be limited to slightly less than the screen width.
STYLE		Provides the definition of the cascading style sheets styles used for this element. Not supported for Pocket PC 2000 or Pocket PC 2002.

TABINDEX		Sets the order in which elements are tabbed to.
		Not supported for Pocket PC 2000 or Pocket PC 2002.
VALUE	String	Specifies the initial value for the text entry control, which is submitted along with the entry control name, during forms submission.

Applies To

Pocket PC Platforms: Pocket PC 2000 and later

OS Versions: Windows CE 3.0 and later

What did you think of this topic?

[Send us feedback](#)

Built on Wednesday, May 07, 2003

Pocket PC Development Guide

INPUT TYPE=radio

Creates a radio button control. The INPUT TYPE=radio element is an inline element and does not require a closing tag.

Use a radio button control to limit a user's selection to a single value within a set of values. To do this, you must group each button in a set of radio buttons by assigning each button the same name. When a user submits a form, a selected radio button only generates a name or value pair in the form data if the button has a value.

Note If a radio button is in a group and the button has no value, the button name is submitted without a value.

Attributes

Attribute	Value	Description
ACCESSKEY	0...9, #, *	A method of giving access or focus to an active HTML element by using a keypad number.
		Not supported for Pocket PC 2000 or Pocket PC 2002.
CHECKED		Specifies selection of the radio control.
CLASS		Associates the element with a cascading style sheets style.
		Not supported for Pocket PC 2000 or Pocket PC 2002.
DISABLED		Disables the element so that it appears dimmed and does not respond to user input.
		Not supported for Pocket PC 2000 or Pocket PC 2002.
ID		Uniquely identifies the element within a document.
		Not supported for Pocket PC 2000 or Pocket PC 2002.
NAME	String	Specifies the radio control name.
ONBLUR		An event that occurs when the radio control loses focus by the pointing device or by tabbing navigation.
		Not supported for Pocket PC 2000.
ONCLICK		An event that occurs when the user chooses the radio

		control.
		Not supported for Pocket PC 2000.
ONFOCUS		An event that occurs when the radio control receives focus by a pointing device or by tabbing navigation.
		Not supported for Pocket PC 2000.
STYLE		Provides the definition of the cascading style sheets styles used for this element.
		Not supported for Pocket PC 2000 or Pocket PC 2002.
TABINDEX		Sets the order in which elements are tabbed to.
		Not supported for Pocket PC 2000 or Pocket PC 2002.
VALUE	String	Specifies the radio control value.

Applies To

Pocket PC Platforms: Pocket PC 2000 and later

OS Versions: Windows CE 3.0 and later

What did you think of this topic?

[Send us feedback](#)

Built on Wednesday, May 07, 2003

Pocket PC Development Guide

INPUT TYPE=reset

Creates a button that, when clicked, resets the form's controls to their initial values. The INPUT TYPE=reset element is an inline element and does not require a closing tag.

Attributes

Attribute	Value	Description
ACCESSKEY	0...9, #, *	A method of giving access or focus to an active HTML element by using a keypad number.
		Not supported for Pocket PC 2000 or Pocket PC 2002.
CLASS		Associates the element with a cascading style sheets style.
		Not supported for Pocket PC 2000 or Pocket PC 2002.
DISABLED		Disables the element so that it appears dimmed and does not respond to user input.
		Not supported for Pocket PC 2000 or Pocket PC 2002.
ID		Uniquely identifies the element within a document.
		Not supported for Pocket PC 2000 or Pocket PC 2002.
NAME	String	Specifies the reset control name.
ONBLUR		An event that occurs when the reset control loses focus by using a pointing device or tabbing navigation.

		Not supported for Pocket PC 2000.
ONCLICK		An event that occurs when the user chooses the reset control.
		Not supported for Pocket PC 2000.
ONFOCUS		An event that occurs when the reset control receives focus by a pointing device or by tabbing navigation.
		Not supported for Pocket PC 2000.
STYLE		Provides the definition of the cascading style sheets styles used for this element.
		Not supported for Pocket PC 2000 or Pocket PC 2002.
TABINDEX		Sets the order in which elements are tabbed to.
		Not supported for Pocket PC 2000 or Pocket PC 2002.
VALUE	String	Specifies the reset control value. It is displayed as the control label.

Applies To

Pocket PC Platforms: Pocket PC 2000 and later

OS Versions: Windows CE 3.0 and later

What did you think of this topic?

[Send us feedback](#)

Built on Wednesday, May 07, 2003

Pocket PC Development Guide

INPUT TYPE=submit

Creates a button control that, when clicked, submits the form. The INPUT TYPE=submit element is an inline element and does not require a closing tag.

Attributes

Attribute	Value	Description
ACCESSKEY	0...9, #, *	A method of giving access or focus to an active HTML element by using a keypad number.
		Not supported for Pocket PC 2000 or Pocket PC 2002.
CLASS		Associates the element with a cascading style sheets style.
		Not supported for Pocket PC 2000 or Pocket PC 2002.
DISABLED		Disables the element so that it appears dimmed and does not respond to user input.
		Not supported for Pocket PC 2000 or Pocket PC 2002.
ID		Uniquely identifies the element within a document.
		Not supported for Pocket PC 2000 or Pocket PC 2002.

NAME	String	Specifies the submit control name.
ONBLUR		An event that occurs when the submit control loses focus by the pointing device or by tabbing navigation.
		Not supported for Pocket PC 2000.
ONCLICK		An event that occurs when the user chooses the submit control.
		Not supported for Pocket PC 2000.
ONFOCUS		An event that occurs when the submit control receives focus by a pointing device or by tabbing navigation.
		Not supported for Pocket PC 2000.
STYLE		Provides the definition of the cascading style sheets styles used for this element.
		Not supported for Pocket PC 2000 or Pocket PC 2002.
TABINDEX		Sets the order in which elements are tabbed to.
		Not supported for Pocket PC 2000 or Pocket PC 2002.
VALUE	String	Specifies the submit control value.
		If the submit control has a name and a value, and the control is selected, then the name or value pair is submitted to the server.

Applies To

Pocket PC Platforms: Pocket PC 2000 and later

OS Versions: Windows CE 3.0 and later

What did you think of this topic?

[Send us feedback](#)

Built on Wednesday, May 07, 2003

Pocket PC Development Guide

INPUT TYPE=text

Creates a single-line text entry control. The INPUT TYPE=text element is an inline element and does not require a closing tag.

Note If INPUT is used without a TYPE attribute or with an invalid TYPE, it is recognized as INPUT TYPE=text by Pocket Internet Explorer.

Attributes

Attribute	Value	Description
ACCESSKEY	0...9, #, *	A method of giving access or focus to an active HTML element by using a keypad number.
		Not supported for Pocket PC 2000 or Pocket PC 2002.
CLASS		Associates the element with a cascading style sheets style.

		Not supported for Pocket PC 2000 or Pocket PC 2002.
DISABLED		Disables the element so that it appears dimmed and does not respond to user input.
		Not supported for Pocket PC 2000 or Pocket PC 2002.
ID		Uniquely identifies the element within a document.
		Not supported for Pocket PC 2000 or Pocket PC 2002.
MAXLENGTH	0...#	Specifies the text entry control maximum length, in characters.
NAME	String	Specifies the text entry control name.
ONBLUR		An event that occurs when the text entry control loses focus by the pointing device or by tabbing navigation.
		Not supported for Pocket PC 2000.
ONCHANGE		An event that occurs when the text entry control loses the input focus and its value has been modified since gaining focus.
		Not supported for Pocket PC 2000.
ONFOCUS		An event that occurs when the text entry control receives focus by a pointing device or by tabbing navigation.
		Not supported for Pocket PC 2000.
SIZE	0...#	Specifies the text entry control size, in characters.
STYLE		Provides the definition of the cascading style sheets styles used for this element.
		Not supported for Pocket PC 2000 or Pocket PC 2002.
TABINDEX		Sets the order in which elements are tabbed to.
		Not supported for Pocket PC 2000 or Pocket PC 2002.
VALUE	String	Specifies the initial value for the text entry control.
		If the control has a name and a value (either set by attribute, script or user input), on forms submission, the name or value pair is submitted to the server.

Applies To

Pocket PC Platforms: Pocket PC 2000 and later

OS Versions: Windows CE 3.0 and later

What did you think of this topic?

[Send us feedback](#)

Built on Wednesday, May 07, 2003

Pocket PC Development Guide

INS

Specifies text that has been inserted into the document. The INS element is an inline element and requires a

closing tag.

Attributes

Attribute	Value	Description
CLASS		Associates the element with a cascading style sheets style.
ID		Uniquely identifies the element within a document.
STYLE		Provides the definition of the cascading style sheets styles used for this element.

Applies To

Pocket PC Platforms: Pocket PC 2003 and later

OS Versions: Windows CE 3.0 and later

What did you think of this topic?

[Send us feedback](#)

Built on Wednesday, May 07, 2003

Pocket PC Development Guide

KBD

Renders enclosed text in a fixed-width font. The KBD element is an inline element and requires a closing tag.

Attribute	Value	Description
CLASS		Associates the element with a cascading style sheets style.
ID		Not supported for Pocket PC 2000 or Pocket PC 2002. Uniquely identifies the element within a document.
STYLE		Not supported for Pocket PC 2000 or Pocket PC 2002. Provides the definition of the cascading style sheets styles used for this element.
		Not supported for Pocket PC 2000 or Pocket PC 2002.

Applies To

Pocket PC Platforms: Pocket PC 2000 and later

OS Versions: Windows CE 3.0 and later

What did you think of this topic?

[Send us feedback](#)

Built on Wednesday, May 07, 2003

Pocket PC Development Guide

LABEL

Specifies a label for another element on the page. The LABEL element is an inline element and requires a closing tag. LABEL elements cannot be nested.

Attribute	Value	Description
CLASS		Associates the element with a cascading style sheets style.
FOR		Sets or retrieves the object to which the given label object is assigned.
ID		Uniquely identifies the element within a document.
STYLE		Provides the definition of the cascading style sheets styles used for this element.

Applies To

Pocket PC Platforms: Pocket PC 2003 and later

OS Versions: Windows CE 3.0 and later

What did you think of this topic?

[Send us feedback](#)

Built on Wednesday, May 07, 2003

Pocket PC Development Guide

LEGEND

Inserts a caption into the box drawn by the **fieldset** object. The LEGEND element is a block element and requires a closing tag.

Attribute	Value	Description
CLASS		Associates the element with a cascading style sheets style.
ID		Uniquely identifies the element within a document.
STYLE		Provides the definition of the cascading style sheets styles used for this element.

Applies To

Pocket PC Platforms: Pocket PC 2003 and later

OS Versions: Windows CE 3.0 and later

What did you think of this topic?

[Send us feedback](#)

Built on Wednesday, May 07, 2003

Pocket PC Development Guide

LI

Denotes one item in a list. The LI element is an inline element and does not require a closing tag.

Attributes

Attribute	Value	Description
CLASS		Associates the element with a cascading style sheets style.
ID		Not supported for Pocket PC 2000 or Pocket PC 2002. Uniquely identifies the element within a document.
STYLE		Not supported for Pocket PC 2000 or Pocket PC 2002. Provides the definition of the cascading style sheets styles used for this element.
TYPE	Disc	Not supported for Pocket PC 2000 or Pocket PC 2002. Specifies bullet styles in a list.
	Circle	
	Square	
	A	
	a	
	1	
	I	
VALUE	i	
		Sets the current list item location count. For example, setting a <LI VALUE="30"> would result in the list items 30, 31, 32, and so on.

Applies To

Pocket PC Platforms: Pocket PC 2000 and later
OS Versions: Windows CE 3.0 and later

What did you think of this topic?

[Send us feedback](#)

Built on Wednesday, May 07, 2003

Pocket PC Development Guide

LINK

Enables the current document to establish links to external documents. The LINK element is not rendered and does not require a closing tag.

Attribute

Attribute	Value	Description
CLASS		Associates the element with a cascading style sheets style.
HREF		Sets or retrieves the destination URL or anchor point.
MEDIA		Sets or retrieves the media type to which the cascading style

	sheets belongs.
All	Default. Applies to all devices.
handheld	Output is intended for handheld devices.
screen	Output is intended for computer screens.
REL	Sets or retrieves the relationship between the object and the destination of the link.
STYLE	Provides the definition of the cascading style sheets styles used for this element.

Applies To

Pocket PC Platforms: Pocket PC 2003 and later

OS Versions: Windows CE 3.0 and later

What did you think of this topic?

[Send us feedback](#)

Built on Wednesday, May 07, 2003

Pocket PC Development Guide

LISTING

Renders text in a fixed-width font. The LISTING element is a block element and requires a closing tag.

Applies To

Pocket PC Platforms: Pocket PC 2003 and later

OS Versions: Windows CE 3.0 and later

What did you think of this topic?

[Send us feedback](#)

Built on Wednesday, May 07, 2003

Pocket PC Development Guide

MAP

Defines a client-side image map that contains one or more AREA elements specifying hot zones on the associated image and binding those zones to URLs. The MAP element requires a closing tag.

Attributes

Attribute	Value	Description
NAME	String	Specifies the image map name associating a map with an image.
		For example, a MAP with the name SystemMap, would need to have an IMG USEMAP="#SystemMap".

Applies To

Pocket PC Platforms: Pocket PC 2000 and later

OS Versions: Windows CE 3.0 and later

What did you think of this topic?

[Send us feedback](#)

Built on Wednesday, May 07, 2003

Pocket PC Development Guide

MENU

Creates an unordered list of items consisting of LI elements.

Applies To

Pocket PC Platforms: Pocket PC 2000 and later

OS Versions: Windows CE 3.0 and later

What did you think of this topic?

[Send us feedback](#)

Built on Wednesday, May 07, 2003

Pocket PC Development Guide

META

Conveys hidden information to the server and the client. The META element does not require a closing tag.

Attributes

Attribute	Value	Description
CONTENT	String	Specifies the content to be associated with HTTP-EQUIV. Pocket Internet Explorer looks at the values for the Refresh and URL formats. Refresh specifies the number of seconds before the document is refreshed. URL is optional and contains the URL of the document to be loaded on refresh. Example: <META HTTP-EQUIV="REFRESH" CONTENT=2> causes the document to be refreshed every two seconds.
HTTP-EQUIV	String	Specifies information used to bind the META tag's CONTENT to an HTTP response header.

Applies To

Pocket PC Platforms: Pocket PC 2000 and later

OS Versions: Windows CE 3.0 and later

What did you think of this topic?

[Send us feedback](#)

Built on Wednesday, May 07, 2003

Pocket PC Development Guide

NOFRAMES

Contains the HTML for browsers that do not support frames. The NOFRAMES element is a block element and requires a closing tag.

Attributes

Attribute	Value	Description
CLASS		Associates the element with a cascading style sheets style.
ID		Uniquely identifies the element within a document.
STYLE		Provides the definition of the cascading style sheets styles used for this element.

Applies To

Pocket PC Platforms: Pocket PC 2003 and later

OS Versions: Windows CE 3.0 and later

What did you think of this topic?

[Send us feedback](#)

Built on Wednesday, May 07, 2003

Pocket PC Development Guide

NOSCRIPT

Contains the HTML for browsers that do not support scripts. The NOSCRIPTS element is a block element and requires a closing tag.

Attributes

Attribute	Value	Description
CLASS		Associates the element with a cascading style sheets style.
		Not supported for Pocket PC 2000 or Pocket PC 2002.
ID		Uniquely identifies the element within a document.
STYLE		Provides the definition of the cascading style sheets styles used for this element.

Applies To

Pocket PC Platforms: Pocket PC 2003 and later

OS Versions: Windows CE 3.0 and later

What did you think of this topic?

[Send us feedback](#)

Built on Wednesday, May 07, 2003

Pocket PC Development Guide

OBJECT

Inserts an ActiveX® control onto the page. The OBJECT element is a block element and requires a closing tag.

Note Pocket Internet Explorer cannot download controls. You are limited to using the pre-installed controls for the device.

Attributes

Attribute	Value	Description
ACCESSKEY	0...9, #, *	A method of giving access or focus to an active HTML element by using a keypad number.
ALIGN	Top Center Middle Bottom	Not supported for Pocket PC 2000 or Pocket PC 2002. Specifies ActiveX control alignment.
CLASSID	URL	Specifies the control class identifier. The format is "clsid:XXXXXXXX-XXXX-XXXX-XXXX-XXXXXXXXXXXX". This attribute is mandatory for the control to render.
HEIGHT	0...#	Specifies the ActiveX control height in pixels
HSPACE	0...#	Sets the ActiveX control horizontal margin in pixels.
ID	String	Specifies the string identifying the object. Can be used so that the OBJECT can be referenced from script. This attribute is mandatory for the control to render.
NAME		Sets or retrieves the name of the object.
STYLE		Not supported for Pocket PC 2000 or Pocket PC 2002. Provides the definition of the cascading style sheets styles used for this element.
TABINDEX		Not supported for Pocket PC 2000 or Pocket PC 2002. Sets the order in which elements are tabbed to.
VSPACE	0...#	Not supported for Pocket PC 2000 or Pocket PC 2002. Sets the ActiveX control vertical margin in pixels.
WIDTH	0...#	Specifies the ActiveX control width in pixels

Applies To

Pocket PC Platforms: Pocket PC 2000 and later

OS Versions: Windows CE 3.0 and later

What did you think of this topic?

[Send us feedback](#)

Built on Wednesday, May 07, 2003

Pocket PC Development Guide

OL

Creates an ordered list consisting of LI elements.

Attributes

Attribute	Value	Description
CLASS		Associates the element with a cascading style sheets style.
ID		Not supported for Pocket PC 2000 or Pocket PC 2002. Uniquely identifies the element within a document.
STYLE		Not supported for Pocket PC 2000 or Pocket PC 2002. Provides the definition of the cascading style sheets styles used for this element.
START		Not supported for Pocket PC 2000 or Pocket PC 2002. Specifies ordered list starting number.
TYPE	a	Results in list items a, b, c, and so on.
	A	Results in list items A, B, C, and so on.
	1	Results in list items 1, 2, 3, and so on.
	i	Results in list items i, ii, iii, and so on.
	I	Results in list items I, II, III, and so on.

Applies To

Pocket PC Platforms: Pocket PC 2000 and later

OS Versions: Windows CE 3.0 and later

What did you think of this topic?

[Send us feedback](#)

Built on Wednesday, May 07, 2003

Pocket PC Development Guide

OPTGROUP

Allows authors to group choices logically. The OPTGROUP element is a block element and requires a closing tag.

Attributes

Attribute	Value	Description
-----------	-------	-------------

CLASS	Associates the element with a cascading style sheets style.
ID	Uniquely identifies the element within a document.
STYLE	Provides the definition of the cascading style sheets styles used for this element.

Applies To

Pocket PC Platforms: Pocket PC 2003 and later

OS Versions: Windows CE 3.0 and later

What did you think of this topic?

[Send us feedback](#)

Built on Wednesday, May 07, 2003

Pocket PC Development Guide

OPTION

Denotes one choice in a SELECT element. The OPTION element does not require a closing tag.

Attributes

Attribute	Value	Description
CLASS		Associates the element with a cascading style sheets style.
ID		Not supported for Pocket PC 2000 or Pocket PC 2002. Uniquely identifies the element within a document.
SELECTED		Not supported for Pocket PC 2000 or Pocket PC 2002. Specifies the selected option.
STYLE		Provides the definition of the cascading style sheets styles used for this element.
VALUE	String	Not supported for Pocket PC 2000 or Pocket PC 2002. Specifies the option value. This value is submitted if the option is selected.

Applies To

Pocket PC Platforms: Pocket PC 2000 and later

OS Versions: Windows CE 3.0 and later

What did you think of this topic?

[Send us feedback](#)

Built on Wednesday, May 07, 2003

Pocket PC Development Guide

P

Denotes a paragraph. The P element is a block element and does not require a closing tag.

Attributes

Attribute	Value	Description
ALIGN	Left	Specifies paragraph alignment.
	Center	
	Right	
CLASS		Associates the element with a cascading style sheets style.
ID		Not supported for Pocket PC 2000 or Pocket PC 2002. Uniquely identifies the element within a document.
		Not supported for Pocket PC 2000 or Pocket PC 2002.
STYLE		Provides the definition of the cascading style sheets styles used for this element.
		Not supported for Pocket PC 2000 or Pocket PC 2002.

Applies To

Pocket PC Platforms: Pocket PC 2000 and later

OS Versions: Windows CE 3.0 and later

What did you think of this topic?

[Send us feedback](#)

Built on Wednesday, May 07, 2003

Pocket PC Development Guide

PARAM

Sets the property value for a given OBJECT. This tag must be inside the associated OBJECT tag. The PARAM element does not require a closing tag.

Attributes

Attribute	Value	Description
ID		Uniquely identifies the element within a document.
		Not supported for Pocket PC 2000 or Pocket PC 2002.
NAME	String	Specifies the name of the parameter passed to the OBJECT.
VALUE	String	Specifies the value of the parameter passed to the OBJECT.

Applies To

Pocket PC Platforms: Pocket PC 2000 and later

OS Versions: Windows CE 3.0 and later

What did you think of this topic?

[Send us feedback](#)

Built on Wednesday, May 07, 2003

Pocket PC Development Guide

PRE

Denotes preformatted text and renders it in a fixed pitch font. Spaces and carriage returns within the PRE tag are preserved. The PRE element is a block element and requires a closing tag.

Attribute	Value	Description
CLASS		Associates the element with a cascading style sheets style. Not supported for Pocket PC 2000 or Pocket PC 2002.
ID		Uniquely identifies the element within a document.
STYLE		Provides the definition of the cascading style sheets styles used for this element. Not supported for Pocket PC 2000 or Pocket PC 2002.

Applies To

Pocket PC Platforms: Pocket PC 2000 and later

OS Versions: Windows CE 3.0 and later

What did you think of this topic?

[Send us feedback](#)

Built on Wednesday, May 07, 2003

Pocket PC Development Guide

Q

Sets apart a quotation in text. The Q element is an inline element and requires a closing tag.

Attributes

Attribute	Value	Description
CLASS		Associates the element with a cascading style sheets style.
ID		Uniquely identifies the element within a document.
STYLE		Provides the definition of the cascading style sheets styles used for this element.

Applies To

Pocket PC Platforms: Pocket PC 2003 and later

OS Versions: Windows CE 3.0 and later

What did you think of this topic?

[Send us feedback](#)

Built on Wednesday, May 07, 2003

Pocket PC Development Guide

S

Renders text in strikethrough type. The S element is an inline element and requires a closing tag.

Attribute	Value	Description
CLASS		Associates the element with a cascading style sheets style.
		Not supported for Pocket PC 2000 or Pocket PC 2002.
ID		Uniquely identifies the element within a document.
		Not supported for Pocket PC 2000 or Pocket PC 2002.
STYLE		Provides the definition of the cascading style sheets styles used for this element.
		Not supported for Pocket PC 2000 or Pocket PC 2002.

Applies To

Pocket PC Platforms: Pocket PC 2000 and later

OS Versions: Windows CE 3.0 and later

What did you think of this topic?

[Send us feedback](#)

Built on Wednesday, May 07, 2003

Pocket PC Development Guide

SAMP

Denotes a code sample. Contents inside the tag are rendered in a fixed pitch font. The SAMP element is an inline element and requires a closing tag.

Attribute	Value	Description
CLASS		Associates the element with a cascading style sheets style.
		Not supported for Pocket PC 2000 or Pocket PC 2002.
ID		Uniquely identifies the element within a document.
		Not supported for Pocket PC 2000 or Pocket PC 2002.
STYLE		Provides the definition of the cascading style sheets styles used for this element.
		Not supported for Pocket PC 2000 or Pocket PC 2002.

Applies To

Pocket PC Platforms: Pocket PC 2000 and later

OS Versions: Windows CE 3.0 and later

What did you think of this topic?

[Send us feedback](#)

Built on Wednesday, May 07, 2003

Pocket PC Development Guide

SCRIPT

Specifies a block containing script to be interpreted by the script engine.

Attributes

Attribute	Value	Description
DEFER		Sets or retrieves the status of the script. If this attribute exists, the script isn't processed until the document has finished loading. If this attribute is missing, the script is processed immediately.
EVENT	Special	Not supported for Pocket PC 2000 or Pocket PC 2002. Specifies the name of the event handler that the enclosed script is bound to.
FOR	Special	Not supported for Pocket PC 2000. Specifies the name of the object that the event script is bound to.
LANGUAGE	Special	Not supported for Pocket PC 2000. Specifies the script language. If the attribute or value is omitted, the default value is JScript. Equivalent values are: jscript, javascript, javascript1.1.
SRC	URL	If another value is specified, such as javascript1.2, vbs, or vbscript, for example, then the script is not parsed and does not execute. Specifies an external script code source.
		Not supported for Pocket PC 2000.

Applies To

Pocket PC Platforms: Pocket PC 2000 and later

OS Versions: Windows CE 3.0 and later

What did you think of this topic?

[Send us feedback](#)

Built on Wednesday, May 07, 2003

Pocket PC Development Guide

SELECT

Denotes a list box or drop-down list. The SELECT element is an inline element and requires a closing tag.

Attributes

Attribute	Value	Description
ACCESSKEY	0...9, #, *	A method of giving access or focus to an active HTML element by using a keyboard character. Not supported for Pocket PC 2000 or Pocket PC 2002.
CLASS		Associates the element with a cascading style sheets style. Not supported for Pocket PC 2000 or Pocket PC 2002.
DISABLED		Disables the element so that it appears dimmed and does not respond to user input.
ID		Uniquely identifies the element within a document. Not supported for Pocket PC 2000 or Pocket PC 2002.
MULTIPLE		Specifies that multiple items can be selected.
NAME	String	Specifies a name for the select control, which is submitted (a name or value pair for each selected OPTION element), so that script can reference the control.
ONBLUR		An event that occurs when the select control loses focus by the pointing device or by tabbing navigation. Not supported for Pocket PC 2000.
ONCHANGE		An event that occurs when the select control loses the input focus and its value has been modified since gaining focus. Not supported for Pocket PC 2000.
ONFOCUS		An event that occurs when the select control receives focus by a pointing device or by tabbing navigation.
SIZE	0...# 1 (default)	Not supported for Pocket PC 2000. Specifies the select control size. When the default value is used a combo box will be rendered. For values greater than 1, a list box is rendered.
STYLE		Provides the definition of the cascading style sheets styles used for this element. Not supported for Pocket PC 2000 or Pocket PC 2002.
TABINDEX		Sets the order in which elements are tabbed to. Not supported for Pocket PC 2000 or Pocket PC 2002.

Applies To

Pocket PC Platforms: Pocket PC 2000 and later

OS Versions: Windows CE 3.0 and later

What did you think of this topic?

[Send us feedback](#)

Built on Wednesday, May 07, 2003

Pocket PC Development Guide

SMALL

Specifies that the enclosed text will be rendered in a smaller font.

Attribute	Value	Description
CLASS		Associates the element with a cascading style sheets style. Not supported for Pocket PC 2000 or Pocket PC 2002.
ID		Uniquely identifies the element within a document. Not supported for Pocket PC 2000 or Pocket PC 2002.
STYLE		Provides the definition of the cascading style sheets styles used for this element. Not supported for Pocket PC 2000 or Pocket PC 2002.

Applies To

Pocket PC Platforms: Pocket PC 2000 and later

OS Versions: Windows CE 3.0 and later

What did you think of this topic?

[Send us feedback](#)

Built on Wednesday, May 07, 2003

Pocket PC Development Guide

SPAN

Specifies an inline text container. SPAN does not alter how the contained content is rendered.

Attributes

Attribute	Value	Description
CLASS		Associates the element with a cascading style sheets style. Not supported for Pocket PC 2000 or Pocket PC 2002.
ID		Uniquely identifies the element within a document. Not supported for Pocket PC 2000 or Pocket PC 2002.
STYLE		Provides the definition of the cascading style sheets styles used for this element. Not supported for Pocket PC 2000 or Pocket PC 2002.

Applies To

Pocket PC Platforms: Pocket PC 2002 and later

OS Versions: Windows CE 3.0 and later

What did you think of this topic?

[Send us feedback](#)

Built on Wednesday, May 07, 2003

Pocket PC Development Guide

STRIKE

Renders enclosed text in strikethrough type. The STRIKE element is an inline element and requires a closing tag.

Attributes

Attribute	Value	Description
CLASS		Associates the element with a cascading style sheets style. Not supported for Pocket PC 2000 or Pocket PC 2002.
ID		Uniquely identifies the element within a document.
STYLE		Not supported for Pocket PC 2000 or Pocket PC 2002. Provides the definition of the cascading style sheets styles used for this element. Not supported for Pocket PC 2000 or Pocket PC 2002.

Applies To

Pocket PC Platforms: Pocket PC 2000 and later

OS Versions: Windows CE 3.0 and later

What did you think of this topic?

[Send us feedback](#)

Built on Wednesday, May 07, 2003

Pocket PC Development Guide

STRONG

Renders enclosed text using a bold style. The STRONG element is an inline element and requires a closing tag.

Attributes

Attribute	Value	Description
CLASS		Associates the element with a cascading style sheets style. Not supported for Pocket PC 2000 or Pocket PC 2002.

ID	Uniquely identifies the element within a document.
STYLE	Not supported for Pocket PC 2000 or Pocket PC 2002. Provides the definition of the cascading style sheets styles used for this element. Not supported for Pocket PC 2000 or Pocket PC 2002.

Applies To**Pocket PC Platforms:** Pocket PC 2000 and later**OS Versions:** Windows CE 3.0 and later

What did you think of this topic?

[Send us feedback](#)

Built on Wednesday, May 07, 2003

Pocket PC Development Guide

STYLE

Specifies a style sheet for the page. The STYLE element is not rendered, and it requires a closing tag.

Attributes

Attribute	Value	Description
MEDIA	All	Sets or retrieves the media type to which the cascading style sheets belongs. Default. Applies to all devices.
	Handheld	Output is intended for handheld devices.
	Screen	Output is intended for computer screens.
TYPE		Retrieves the cascading style sheets language in which the style sheet is written.
	Text/css	Pocket Internet Explorer assumes that the type is text/css and ignores the type.

Applies To**Pocket PC Platforms:** Pocket PC 2003 and later**OS Versions:** Windows CE 3.0 and later

What did you think of this topic?

[Send us feedback](#)

Built on Wednesday, May 07, 2003

Pocket PC Development Guide

SUB

Specifies that enclosed text will be displayed in subscript. A smaller font than the current one is used. The SUB

element is an inline element and requires a closing tag.

Attribute	Value	Description
CLASS		Associates the element with a cascading style sheets style.
ID		Not supported for Pocket PC 2000 or Pocket PC 2002. Uniquely identifies the element within a document.
STYLE		Not supported for Pocket PC 2000 or Pocket PC 2002. Provides the definition of the cascading style sheets styles used for this element.
		Not supported for Pocket PC 2000 or Pocket PC 2002.

Applies To

Pocket PC Platforms: Pocket PC 2000 and later

OS Versions: Windows CE 3.0 and later

What did you think of this topic?

[Send us feedback](#)

Built on Wednesday, May 07, 2003

Pocket PC Development Guide

SUP

Specifies that enclosed text will be displayed in superscript. A smaller font than the current one is used. The SUP element is an inline element and requires a closing tag.

Attributes

Attribute	Value	Description
CLASS		Associates the element with a cascading style sheets style.
ID		Not supported for Pocket PC 2000 or Pocket PC 2002. Uniquely identifies the element within a document.
STYLE		Not supported for Pocket PC 2000 or Pocket PC 2002. Provides the definition of the cascading style sheets styles used for this element.
		Not supported for Pocket PC 2000 or Pocket PC 2002.

Applies To

Pocket PC Platforms: Pocket PC 2000 and later

OS Versions: Windows CE 3.0 and later

What did you think of this topic?

[Send us feedback](#)

Built on Wednesday, May 07, 2003

TABLE

Specifies that contained content will be organized into a table consisting of rows and columns. The TABLE element is a block element and requires a closing tag.

Attributes

Attribute	Value	Description	
ALIGN	Left	Indicates horizontal alignment of the table itself relative to the browser window.	
	Center	Not supported for Pocket PC 2000.	
	Right		
BACKGROUND	URL	Specifies the URL of a background image to be displayed beneath the table.	
BGCOLOR	Special	Not supported for Pocket PC 2000 or Pocket PC 2002.	
		Sets the table's background color.	
BORDER	0...#	Note Table background colors are disabled on grayscale devices; table backgrounds are always white.	
		Sets the border width in pixels.	
BORDERCOLOR	Special	Omitting this attribute or setting it to zero results in borders not being drawn on the table.	
		Sets the table border color.	
CELLPADDING	0...#	Note Table border colors are disabled on grayscale devices; table borders are always black.	
		Specifies the amount of space in pixels between the cell border and the cell content (percentage values are not supported).	
CELLSPACING	0...#	Specifies the amount of space in pixels between table cells (percentage values are not supported).	
CLASS		Associates the element with a cascading style sheets style.	
FRAME	Void	Not supported for Pocket PC 2000 or Pocket PC 2002.	
		Specifies how the border frame is displayed around the table.	
		If the value is void, all outside table borders are removed.	
		Above	Top of the border frame is displayed.
		Below	Bottom of the border frame is displayed.
		Hsides	Top and bottom borders of the table frame are displayed.
		Vsides	Left and right borders of the table frame are displayed.
		LHS	Left border of the table frame is displayed.
		RHS	Right border of the table frame is displayed.
		Box	Borders on all sides of the table frame are displayed.
Border	Borders on all sides of the table frame are displayed.		
HEIGHT		Specifies the minimum height of the table when fit-to-screen	

is off. When fit-to-screen is on, it specifies the minimum height unless the table had a given width and it was shrunk by Pocket Internet Explorer.

ID		Not supported for Pocket PC 2000 or Pocket PC 2002.
		Uniquely identifies the element within a document.
RULES	None	Not supported for Pocket PC 2000 or Pocket PC 2002.
	Groups	All interior table borders are removed.
		Specifies how groups of borders are displayed.
	Rules	Not supported for Pocket PC 2000 or Pocket PC 2002.
		Specifies how rules (inner borders) are displayed.
STYLE	Rows	Horizontal borders between all table rows.
	Cols	Borders displayed between all table columns.
	All	Borders displayed on all rows and columns.
		Provides the definition of the cascading style sheets styles used for this element.
	WIDTH	Special
		Specifies the table width in pixels or as a percentage of the parent object.

Applies To

Pocket PC Platforms: Pocket PC 2000 and later

OS Versions: Windows CE 3.0 and later

What did you think of this topic?

[Send us feedback](#)

Built on Wednesday, May 07, 2003

Pocket PC Development Guide

TBODY

Designates rows as the body of the table. The TBODY element is not rendered and requires a closing tag.

Attributes

Attribute	Value	Description
CLASS		Associates the element with a cascading style sheets style.
ID		Uniquely identifies the element within a document.
STYLE		Provides the definition of the cascading style sheets styles used for this element.

Applies To

Pocket PC Platforms: Pocket PC 2003 and later

OS Versions: Windows CE 3.0 and later

What did you think of this topic?

[Send us feedback](#)

Built on Wednesday, May 07, 2003

Pocket PC Development Guide

TD

Specifies a table cell. The TD element is a block element and requires a closing tag.

Attributes

Attribute	Value	Description
ALIGN	Left	Specifies table cell alignment.
	Center	
	Right	
BACKGROUND	URL	Specifies the URL of a background image to be displayed beneath the table cell.
BGCOLOR	Special	Not supported for Pocket PC 2000 or Pocket PC 2002. Sets the table cell background color.
CLASS		Note Table cell background colors are disabled on grayscale devices; table backgrounds are always white. Associates the element with a cascading style sheets style.
COLSPAN	1...#	Not supported for Pocket PC 2000 or Pocket PC 2002. Sets the number of columns in a table that the cell will span.
HEIGHT	Special	Specifies the current table cell height. In a HTML table this sets the height for an entire row.
ID		Not supported for Pocket PC 2000. Uniquely identifies the element within a document.
NOWRAP		Not supported for Pocket PC 2000 or Pocket PC 2002. A stand-alone attribute, specifying data within the current cell that will not use normal HTML line-breaking conventions. The table cell will enlarge to fit whatever data is specified in the cell.
ROWSPAN	1...#	Not supported for Pocket PC 2000. Sets the number of rows in a table that the cell will span.
STYLE		Provides the definition of the cascading style sheets styles used for this element.
VALIGN	Top	Not supported for Pocket PC 2000 or Pocket PC 2002. Specifies vertical alignment for the table cell contents.
	Middle	The top value aligns contents with the top of the table cell. Aligns contents with the middle of the table cell.

	Bottom	Aligns contents with the bottom of the table cell.
	Baseline	Aligns the baseline of the first text line with the baselines in adjacent table cells.
	Center	Aligns contents with the middle of the table cell.
WIDTH	Special	Specifies the table cell width in pixels.

Note Percentage widths are not supported for Pocket PC 2000.

Applies To

Pocket PC Platforms: Pocket PC 2000 and later

OS Versions: Windows CE 3.0 and later

What did you think of this topic?

[Send us feedback](#)

Built on Wednesday, May 07, 2003

Pocket PC Development Guide

TEXTAREA

Specifies a multi-line text input control. The TEXTAREA element is an inline element and requires a closing tag.

Attributes

Attribute	Value	Description
ACCESSKEY	0...9, #, *	A method of giving access or focus to an active HTML element by using a keypad number. Not supported for Pocket PC 2000 or Pocket PC 2002.
CLASS		Associates the element with a cascading style sheets style. Not supported for Pocket PC 2000 or Pocket PC 2002.
COLS	0...# 50 (default)	Specifies the number of columns for the text input control that is used to determine its width.
ID		Uniquely identifies the element within a document.
NAME	String	Not supported for Pocket PC 2000 or Pocket PC 2002. Specifies the text input control name that is submitted with its contents.
ONBLUR		An event that occurs when the text input control loses focus by the pointing device or by tabbing navigation.
ONCHANGE		Not supported for Pocket PC 2000. An event that occurs when the text input control loses the input focus and its value has been modified since gaining focus.
ONFOCUS		Not supported for Pocket PC 2000. An event that occurs when the text input control receives

focus by a pointing device or by tabbing navigation.

Not supported for Pocket PC 2000.

ROWS 0...#
Specifies the number of rows in the text input control that is used to determine its height.

5 (default)

STYLE Provides the definition of the cascading style sheets styles used for this element.

Not supported for Pocket PC 2000 or Pocket PC 2002.

TABINDEX Sets the order in which elements are tabbed to.

Not supported for Pocket PC 2000 or Pocket PC 2002.

Applies To

Pocket PC Platforms: Pocket PC 2000 and later

OS Versions: Windows CE 3.0 and later

What did you think of this topic?

[Send us feedback](#)

Built on Wednesday, May 07, 2003

Pocket PC Development Guide

TFOOT

Designates rows as the table's footer. The TFOOT element is not rendered and requires a closing tag.

Attributes

Attribute	Value	Description
CLASS		Associates the element with a cascading style sheets style.
ID		Uniquely identifies the element within a document.
STYLE		Provides the definition of the cascading style sheets styles used for this element.

Applies To

Pocket PC Platforms: Pocket PC 2003 and later

OS Versions: Windows CE 3.0 and later

What did you think of this topic?

[Send us feedback](#)

Built on Wednesday, May 07, 2003

Pocket PC Development Guide

TH

Specifies a table header column. The TH element is a block element and requires a closing tag.

Note TH Element has default formatting for the contents, which are centered and use a bold style. It is almost the same as a TD element, except for the default formatting.

Attributes

Attribute	Value	Description
ALIGN	Left	Specifies table cell alignment.
	Center	
	Right	
BACKGROUND URL		Specifies the URL of a background image to be displayed beneath the table header.
BGCOLOR	Special	Not supported for Pocket PC 2000 or Pocket PC 2002. Sets the background color of the table header.
		Note Table header background colors are disabled on grayscale devices; table header backgrounds are always white.
CLASS		Associates the element with a cascading style sheets style.
COLSPAN	1...#	Not supported for Pocket PC 2000 or Pocket PC 2002. Sets the number of columns in the table that the table header will span.
HEIGHT	Special	Specifies the height of the current cell. In a HTML table this sets the height for an entire row.
ID		Not supported for Pocket PC 2000. Uniquely identifies the element within a document.
NOWRAP		Not supported for Pocket PC 2000 or Pocket PC 2002. This is a stand-alone attribute, specifying data within the current cell will not use normal HTML line-breaking conventions. The table cell will enlarge to fit whatever data is specified in the cell.
ROWSPAN	1...#	Not supported for Pocket PC 2000. Sets the number of rows in the table that the table header should span.
STYLE		Provides the definition of the cascading style sheets styles used for this element.
VALIGN	Top	Not supported for Pocket PC 2000 or Pocket PC 2002. Specifies the vertical alignment of the contents of the table cell.
		The top value aligns contents with the top of the table cell.
		Middle Aligns contents with the middle of the table cell.
		Bottom Aligns contents with the bottom of the table cell.
		Baseline Aligns the base line of the first line of text with the base lines in adjacent table cells.
		Center Aligns contents with the middle of the table cell.

WIDTH **Special** Specifies the width of the table header in pixels.

Note Percentage widths are not supported for Pocket PC 2000.

Applies To

Pocket PC Platforms: Pocket PC 2000 and later

OS Versions: Windows CE 3.0 and later

What did you think of this topic?

[Send us feedback](#)

Built on Wednesday, May 07, 2003

Pocket PC Development Guide

THREAD

Attributes

Attribute	Value	Description
CLASS		Associates the element with a cascading style sheets style.
ID		Uniquely identifies the element within a document.
STYLE		Provides the definition of the cascading style sheets styles used for this element.

Applies To

Pocket PC Platforms: Pocket PC 2003 and later

OS Versions: Windows CE 3.0 and later

What did you think of this topic?

[Send us feedback](#)

Built on Wednesday, May 07, 2003

Pocket PC Development Guide

TITLE

Contains the title of the document. The TITLE element is a block element and requires a closing tag.

Applies To

Pocket PC Platforms: Pocket PC 2000 and later

OS Versions: Windows CE 3.0 and later

What did you think of this topic?

[Send us feedback](#)

Built on Wednesday, May 07, 2003

TR

Specifies a table row. The TR element is a block element and requires a closing tag.

Attributes

Attribute	Value	Description
ALIGN	Left	Specifies table cell alignment.
	Center	
	Right	
BGCOLOR		Sets the table row background color. Note Table row background colors are disabled on grayscale devices; table backgrounds are always white.
CLASS		Associates the element with a cascading style sheets style. Not supported for Pocket PC 2000 or Pocket PC 2002.
ID		Uniquely identifies the element within a document. Not supported for Pocket PC 2000 or Pocket PC 2002.
STYLE		Provides the definition of the cascading style sheets styles used for this element.
VALIGN	Top	Not supported for Pocket PC 2000 or Pocket PC 2002. Specifies the vertical alignment for the contents in a table cell. The top value aligns contents with the top of the table cell.
	Middle	Aligns contents with the middle of the table cell.
	Bottom	Aligns contents with the bottom of the table cell.
	Baseline	Aligns the baseline of the first line of text with the baselines in adjacent table cells.
	Center	Aligns contents with the middle of the table cell.

Applies To

Pocket PC Platforms: Pocket PC 2000 and later

OS Versions: Windows CE 3.0 and later

What did you think of this topic?

[Send us feedback](#)

Built on Wednesday, May 07, 2003

TT

Renders text in a fixed pitch font. The TT element is an inline element and requires a closing tag.

Attributes

Attribute	Value	Description
CLASS		Associates the element with a cascading style sheets style. Not supported for Pocket PC 2000 or Pocket PC 2002.
ID		Uniquely identifies the element within a document. Not supported for Pocket PC 2000 or Pocket PC 2002.
STYLE		Provides the definition of the cascading style sheets styles used for this element. Not supported for Pocket PC 2000 or Pocket PC 2002.

Applies To

Pocket PC Platforms: Pocket PC 2000 and later
OS Versions: Windows CE 3.0 and later

What did you think of this topic?

[Send us feedback](#)

Built on Wednesday, May 07, 2003

Pocket PC Development Guide

U

Renders text that is underlined. The U element is an inline element and requires a closing tag.

Attributes

Attribute	Value	Description
CLASS		Associates the element with a cascading style sheets style. Not supported for Pocket PC 2000 or Pocket PC 2002.
ID		Uniquely identifies the element within a document. Not supported for Pocket PC 2000 or Pocket PC 2002.
STYLE		Provides the definition of the cascading style sheets styles used for this element. Not supported for Pocket PC 2000 or Pocket PC 2002.

Applies To

Pocket PC Platforms: Pocket PC 2000 and later
OS Versions: Windows CE 3.0 and later

What did you think of this topic?

[Send us feedback](#)

Built on Wednesday, May 07, 2003

Pocket PC Development Guide

UL

Creates a bulleted, unordered list consisting of list items (LI). The UL element is a block element and requires a closing tag.

Attributes

Attribute	Value	Description
CLASS		Associates the element with a cascading style sheets style.
ID		Not supported for Pocket PC 2000 or Pocket PC 2002. Uniquely identifies the element within a document.
PLAIN STYLE		Not supported for Pocket PC 2000 or Pocket PC 2002. Specifies that the list be rendered without bullets. Provides the definition of the cascading style sheets styles used for this element.
TYPE	Disc Circle Square	Not supported for Pocket PC 2000 or Pocket PC 2002. Specifies the bullet style in a list.

Applies To

Pocket PC Platforms: Pocket PC 2000 and later

OS Versions: Windows CE 3.0 and later

What did you think of this topic?

[Send us feedback](#)

Built on Wednesday, May 07, 2003

Pocket PC Development Guide

VAR

Renders enclosed text in italics. The VAR element is an inline element and requires a closing tag.

Attributes

Attribute	Value	Description
CLASS		Associates the element with a cascading style sheets style.
ID		Not supported for Pocket PC 2000 or Pocket PC 2002. Uniquely identifies the element within a document.

Not supported for Pocket PC 2000 or Pocket PC 2002.

STYLE Provides the definition of the cascading style sheets styles used for this element.

Not supported for Pocket PC 2000 or Pocket PC 2002.

Applies To

Pocket PC Platforms: Pocket PC 2000 and later

OS Versions: Windows CE 3.0 and later

What did you think of this topic?

[Send us feedback](#)

Built on Wednesday, May 07, 2003

Pocket PC Development Guide

XML

Defines an Extensible Markup Language (XML) data island.

Attributes

Attribute	Value	Description
ASYNC		Specifies the mode of remote method invocation.
ID		Identifies the data island, so that the script can reference it.
SRC	URL	Specifies the URL of an external XML file.

Applies To

Pocket PC Platforms: Pocket PC 2000 and later

OS Versions: Windows CE 3.0 and later

What did you think of this topic?

[Send us feedback](#)

Built on Wednesday, May 07, 2003

Pocket PC Development Guide

XMP

Renders text used for examples in a fixed-width font.

Applies To

Pocket PC Platforms: Pocket PC 2003 and later

OS Versions: Windows CE 3.0 and later

What did you think of this topic?

[Send us feedback](#)

Built on Wednesday, May 07, 2003

Pocket PC API Reference

Pocket Internet Explorer Object Model Reference

This reference specifies objects, their properties, events, and methods supported by Microsoft Windows Powered Pocket PC.

What did you think of this topic?

[Send us feedback](#)

Built on Wednesday, May 07, 2003

Pocket PC API Reference

DIV

The DIV object specifies a container that renders HTML.

Properties

Property	Description
align	Read/write property. Sets or retrieves the alignment of the object relative to the display or table.
id	Read-only. Uniquely identifies the object within a document.
innerHTML	Read/write property. Write-only for Pocket PC 2002.. Sets or retrieves the HTML between the start and end tags of the object.
innerText	Read/write property. Sets or retrieves the text between the start and end tags of the object.

Applies To

Pocket PC Platforms: Pocket PC 2002 and later

OS Versions: Windows CE 3.0 and later

What did you think of this topic?

[Send us feedback](#)

Built on Wednesday, May 07, 2003

Pocket PC API Reference

DOCUMENT

The **DOCUMENT** object represents the HTML document in a given browser window or frame.

Properties

Property	Description
alinkColor	<p>Read/write property. Read-only for Pocket PC 2000.</p> <p>Contains the active link color in the specified document.</p> <p>Note Because this property is read-only for Pocket PC 2000, it always returns 000000.</p>
bgColor	<p>Read/write property.</p> <p>Sets or retrieves the background color of the specified document.</p> <p>Note The color values returned by Pocket Internet Explorer are not prefixed with a '#'.</p>
cookie	<p>Read/write property.</p> <p>Sets or retrieves the string value of a cookie.</p> <p>Specifies or receives the name=value pairs, plus any of the following values:</p> <p><code>expires=<i>date</i>;</code></p> <p>Setting no expiration date on a cookie causes it to expire when the browser closes. If you set an expiration date in the future, the cookie is saved across browser sessions. If you set an expiration date in the past, the cookie is deleted. Use GMT format to specify the date.</p> <p><code>domain=<i>domainname</i>;</code></p> <p>Setting the domain of the cookie allows pages on a domain made up of more than one server to share cookie information.</p> <p><code>path=<i>path</i>;</code></p> <p>Setting a path for the cookie allows the current document to share cookie information with other pages within the same domain — that is, if the path is set to <code>/thispathname</code>, all pages in <code>/thispathname</code> and all pages in subfolders of <code>/thispathname</code> can access the same cookie information.</p> <p><code>secure;</code></p> <p>Setting a cookie as <code>secure;</code> means the stored cookie information can be accessed only from a secure environment.</p>
domain	<p>Read/write property. Read-only for Pocket PC 2000.</p> <p>Contains the domain the document is on, which is initially set to the host that the document is on (like <code>www.pocketpc.com</code>).</p>
fgColor	<p>Read/write property.</p> <p>Sets or retrieves the foreground (text) color of the document.</p>

lastModified Read-only.

Contains the time and date the document was last modified.

linkColor Read/write property.

Sets or retrieves the color of the links in the document.

location Read/write property.

Sets or retrieves the current URL of the document. It is also an object that represents information about the current document.

referrer Read-only.

Contains the URL of the document where the current document was linked.

Not implemented in Pocket PC 2002.

Note In Pocket Internet Explorer, this property always returns an empty string.

title Read-only.

Contains the document TITLE.

URL Read-only.

Contains the URL for the current document.

vlinkColor Read/write property. Read-only for Pocket PC 2000.

Contains the color of visited links in a specified document.

Note In Pocket Internet Explorer, this property always returns 000000.

Events

Event	Description
onload	Occurs immediately after the page is loaded.
onunload	Occurs immediately before the current page is unloaded. For example, it occurs if the user navigates away from the page or refreshes the page.

Methods

Method	Syntax	Description
clear	document.clear()	Does the same thing as document.open().
close	document.close()	Not supported for Pocket PC 2000. Closes output stream and forces the data written to the document to be displayed.
open	document.open()	Opens the output stream.
write	document.write(<i>Text</i>)	Not supported for Pocket PC 2000. Writes <i>Text</i> (which can contain HTML) to the specified document.
writeln	document.writeln(<i>Text</i>)	Writes <i>Text</i> (which can contain HTML) followed by a carriage return to the specified document.

Note Carriage returns are ignored in HTML unless they are within preformatted text.

Collections

anchors

This contains an array of anchor objects in the document. However, the anchor object is not implemented in Pocket Internet Explorer, so elements of this collection are all null.

Property	Description
length	Read-only. Always returns 0.
item	Read-only. Not supported in Pocket PC 2000. Always returns null.

forms

Collection of all **FORM** objects, in source order, for the document.

Property	Description
length	Read-only. Contains number of form objects in the collection.
item	Note To find the number of elements in a particular form object, use forms[<i>index</i>].elements.length, not forms[<i>index</i>].length. Read-only. Index of the node to be obtained. Not supported for Pocket PC 2000.

frames

Retrieves a collection of all window objects defined by the given document or defined by the document associated with the given window.

Property	Description
length	Read-only. Specifies the number of frames. Not supported for Pocket PC 2000.
item	Read-only. Retrieves a node specified by ordinal index. Not supported for Pocket PC 2000.

images

Retrieves a collection for all of the images in the document.

Property	Description
length	Read-only.
item	Retrieves the number of elements in the images collection. Retrieves a node specified by ordinal index.
	Not supported for Pocket PC 2000 or Pocket PC 2002.

links

Retrieves a collection for all of the <A> (link) objects that have a HREF and all **AREA** objects in the document.

Property	Description
length	Read-only.
item	Retrieves the number of elements in the links collection. Read-only.
	Retrieves a node specified by ordinal index.
	Not supported for Pocket PC 2000.

Applies To

Pocket PC Platforms: Pocket PC 2000 and later
OS Versions: Windows CE 3.0 and later

What did you think of this topic?

[Send us feedback](#)

Built on Wednesday, May 07, 2003

Pocket PC API Reference

FORM

The **FORM** object specifies contained controls that are part of a form.

Properties

Property	Description
action	Read/write property.
encoding	Sets or retrieves the URL where the FORM content is sent for processing. Read/write property. Read-only for Pocket PC 2000.
method	Retrieves the MIME encoding for the form. The value is always "application/x-www-form-urlencoded". Read/write property.
name	Specifies how the form data is sent to the server. The only valid values are "post" and "get". Read-only.

target	Retrieves the name of the FORM. Read/write property.
	Sets or retrieves the TARGET of the FORM.

Events

Event	Description
onsubmit	Occurs when a form is about to be submitted.
	Note This event only occurs when the submit is initiated by the user. It will not occur if the submit() method is called on the form.
onreset	Occurs when a form is about to be reset.
	Not supported for Pocket PC 2000.

Methods

Method	Syntax	Description
reset	form.reset()	Simulates a mouse click on the reset button, which resets the form back to its initial state.
submit	form.submit()	Submits the form, but does not occur the onsubmit event.

Collections

elements

Collection of all the controls in a given form.

Note For Pocket Internet Explorer INPUT TYPE=image controls are included in this collection.

Property	Description
length	Read-only.
	Retrieves the number of elements in the elements collection.
item	Retrieves a node specified by ordinal index.
	Not supported for Pocket PC 2000.

Applies To

Pocket PC Platforms: Pocket PC 2000 and later

OS Versions: Windows CE 3.0 and later

What did you think of this topic?

[Send us feedback](#)

Built on Wednesday, May 07, 2003

Pocket PC API Reference

FRAME

The **FRAME** object specifies an individual frame within a FRAMESET.

Properties

Property	Description
document	Read-only. Retrieves the automation object of the active document, if any.
marginHeight	Read-only. Sets or retrieves the top and bottom margin heights before displaying the text in a frame.
marginWidth	Read-only. Sets or retrieves the left and right margin widths before displaying the text in a frame.
name	Read-only. Sets or retrieves the frame name.
noResize	Read-only. Sets or retrieves whether the user can resize the frame.
scrolling	Read-only. Sets or retrieves whether the frame can be scrolled.
src	Read-only. Sets or retrieves a URL to be loaded by the object.

Applies To

Pocket PC Platforms: Pocket PC 2002 and later

OS Versions: Windows CE 3.0 and later

What did you think of this topic?

[Send us feedback](#)

Built on Wednesday, May 07, 2003

Pocket PC API Reference

FRAMESET

The **FRAMESET** object specifies a frameset consisting of one or more frames.

Properties

Property	Description
border	Read-only. Sets or retrieves the space between the frames, including the 3-D border.
borderColor	Read-only.

	Sets or retrieves the border color of the object.
cols	Read-only.
	Sets or retrieves the frame widths of the object.
document	Read-only.
	Retrieves the HTML document in a given popup window.
name	Read-only.
	Sets or retrieves the frame name.
rows	Read-only.
	Sets or retrieves the frame heights of the object.

Events

Event	Description
onload	Occurs immediately when the frameset is loaded.
	Note The onload event will not occur if the user refreshes a page. For frame pages, the onload event does not occur until all frames in the frameset are loaded.
onunload	Occurs immediately before the frameset is unloaded.

Applies To

Pocket PC Platforms: Pocket PC 2002 and later

OS Versions: Windows CE 3.0 and later

What did you think of this topic?

[Send us feedback](#)

Built on Wednesday, May 07, 2003

Pocket PC API Reference

HISTORY

The **HISTORY** object contains information about the URLs visited by the client.

Properties

Property	Description
length	Read-only property. Always returns 0.

Methods

Method	Syntax	Description
back	back()	Loads the previous URL from the history list. This is the same as pressing the back button.
forward	forward()	Loads the next URL from the history list. This

go *go(Index)*

is the same as pressing the forward button.
Loads a URL from the history list. Valid values for *Index* are -1, 0, and 1.

Note *go(0)* does count as a navigation.

Applies To

Pocket PC Platforms: Pocket PC 2000 and later

OS Versions: Windows CE 3.0 and later

What did you think of this topic?

[Send us feedback](#)

Built on Wednesday, May 07, 2003

Pocket PC API Reference

IMAGE

The **IMAGE** object contains information about the browser.

Properties

Property	Description
alt	Read-only property. Sets or retrieves a text alternative to the graphic.
border	Read-only property. Sets or retrieves the width of the border to draw around the object.
height	Read/write property. Sets or retrieves the height of the object.
hspace	Read-only property. Sets or retrieves the horizontal margin for the object.
src	Read/write property. Sets or retrieves a URL to be loaded by the object.
vspace	Read-only property. Sets or retrieves the vertical margin for the object.
width	Read/write property. Sets or retrieves the calculated width of the object.

Applies To

Pocket PC Platforms: Pocket PC 2003 and later

OS Versions: Windows CE .NET 4.2 and later

What did you think of this topic?

[Send us feedback](#)

Built on Wednesday, May 07, 2003

Pocket PC API Reference

INPUT TYPE=button

The **INPUT TYPE=button** object creates a button control object.

Properties

Property	Description
accesskey	Read/write property. Sets or retrieves the number associated with the accesskey attribute. Not supported for Pocket PC 2000.
disabled	Read/write property. Sets or retrieves the value that indicates whether the user can interact with the object. Not supported for Pocket PC 2000.
form	Read-only. Retrieves a reference to the form that the object is embedded in. Not supported for Pocket PC 2000.
name	Read-only. Sets or retrieves the name of the INPUT TYPE=button . Not supported for Pocket PC 2000.
type	Read-only. Always returns a button.
value	Read/write property. Sets or retrieves the value of the INPUT TYPE=button .

Events

Event	Description
onclick	Occurs when the user selects on the button element. Note The event only occurs if the user presses the pen down while on the button and releases the pen up over the same button. You can specify a special handler for this event.
onblur	Occurs when an element loses focus either by the pointing device or by

keypad navigation.

Not supported for Pocket PC 2000.

onfocus Occurs when an element receives focus either by the pointing device or by keypad navigation.

Not supported for Pocket PC 2000.

Methods

Method	Syntax	Description
blur	button.blur()	This method is not supported in Pocket Internet Explorer.
click	button.click()	Simulates clicking the button causing the onclick event to occur.
focus	button.focus()	Sets focus to the button.

Applies To

Pocket PC Platforms: Pocket PC 2000 and later

OS Versions: Windows CE 3.0 and later

What did you think of this topic?

[Send us feedback](#)

Built on Wednesday, May 07, 2003

Pocket PC API Reference

INPUT TYPE=checkbox

The **INPUT TYPE=checkbox** object creates a check box control object.

Properties

Property	Description
accesskey	Read/write property. Sets or retrieves the number associated with the accesskey attribute.
checked	Not supported for Pocket PC 2000. Read/write property. Sets or retrieves the state of the INPUT TYPE=checkbox control. The only possible values are True or False .
disabled	Read/write property. Sets or retrieves the value that indicates whether the user can interact with the object. Not supported for Pocket PC 2000.
defaultChecked	Read/write property. Read-only for Pocket PC 2000.

form	Specifies whether the INPUT TYPE=checkbox is checked by default. Read-only.
	Retrieves a reference to the form that the object is embedded in.
name	Not supported for Pocket PC 2000. Read-only.
	Sets or retrieves the name of the INPUT TYPE=checkbox .
type	Not supported for Pocket PC 2000. Read-only property.
value	Always returns a check box. Read/write property.
	Sets or retrieves the value of the INPUT TYPE=checkbox .

Events

Event	Description
onclick	Occurs when the user selects the check box element.
	Note The event only occurs if the user presses the pen down while on the check box and lifts the pen up over the same check box. You can specify a special handler for this event.
onblur	Occurs when an element loses focus either by the pointing device or by keypad navigation.
	Not supported for Pocket PC 2000.
onfocus	Occurs when an element receives focus either by the pointing device or by tabbing navigation.
	Not supported for Pocket PC 2000.

Methods

Method	Syntax	Description
click	checkbox.click()	Simulates clicking on the check box by causing the onclick event to occur.
focus	checkbox.focus()	Sets focus to the check box.

Applies To

Pocket PC Platforms: Pocket PC 2000 and later

OS Versions: Windows CE 3.0 and later

What did you think of this topic?

[Send us feedback](#)

Built on Wednesday, May 07, 2003

Pocket PC API Reference

INPUT TYPE=hidden

The **INPUT TYPE=hidden** object is used to transmit information about the client and server interaction.

Properties

Property	Description
defaultValue	Read/write property. Read-only property for Pocket PC 2000. Retrieves the initial contents of the INPUT TYPE=hidden control.
disabled	Read/write property. Sets or retrieves the value that indicates whether the user can interact with the object.
form	Not supported for Pocket PC 2000. Read-only. Retrieves a reference to the form that the object is embedded in.
name	Not supported for Pocket PC 2000. Read-only. Sets or retrieves the name of the INPUT TYPE=hidden object.
type	Not supported for Pocket PC 2000. Read-only.
value	Always returns - hidden. Read/write property. Sets or retrieves the value of the INPUT TYPE=hidden control.

Applies To

Pocket PC Platforms: Pocket PC 2000 and later

OS Versions: Windows CE 3.0 and later

What did you think of this topic?

[Send us feedback](#)

Built on Wednesday, May 07, 2003

Pocket PC API Reference

INPUT TYPE=password

The **INPUT TYPE=password** object creates a single-line text entry control object, and is similar to the text control, except that text is not displayed as a user enters it.

Properties

Property	Description
----------	-------------

accesskey	Read/write property. Sets or retrieves the number associated with the accesskey attribute. Not supported for Pocket PC 2000.
defaultValue	Read/write property. Read-only for Pocket PC 2000 and Pocket PC 2002. Retrieves the default value (initial contents) of the INPUT TYPE=password control.
disabled	Read/write property. Sets or retrieves the value that indicates whether the user can interact with the object. Not supported for Pocket PC 2000.
form	Read-only. Retrieves a reference to the form that the object is embedded in. Not supported for Pocket PC 2000.
maxLength	Read/write property. Sets or retrieves the maximum number of characters that the user can enter in a text control. Not supported for Pocket PC 2000.
name	Read-only. Sets or retrieves the name of the INPUT TYPE=password . Not supported for Pocket PC 2000.
size	Read-only. Sets or retrieves the size of the control. Not supported for Pocket PC 2000.
type	Read-only. Always returns - password.
value	Read/write property. Sets or retrieves the value of the INPUT TYPE=password .

Events

Event	Description
onchange	Occurs when the contents of the INPUT TYPE=password have changed, and the user commits the change (by leaving the INPUT TYPE=password which has focus).
onfocus	Occurs when an element receives focus either by the pointing device or by tabbing navigation. Not supported for Pocket PC 2000.
onblur	Occurs when an element loses focus either by the pointing device or by keypad navigation.

Not supported for Pocket PC 2000.

Methods

Method	Syntax	Description
focus	password.focus()	Sets focus to the INPUT TYPE=password control.
select	password.select()	Selects the control.
		Not supported for Pocket PC 2000.
		This method is not supported in Pocket Internet Explorer.

Applies To

Pocket PC Platforms: Pocket PC 2000 and later

OS Versions: Windows CE 3.0 and later

What did you think of this topic?

[Send us feedback](#)

Built on Wednesday, May 07, 2003

Pocket PC API Reference

INPUT TYPE=radio

The **INPUT TYPE=radio** object creates a radio button control object. It is used to limit a user's selection to a single value within a set of values.

Properties

Property	Description
accesskey	Read/write property. Sets or retrieves the number associated with the accesskey attribute. Not supported for Pocket PC 2000.
checked	Read/write property. Sets or retrieves the state of the INPUT TYPE=radio control. The only possible values are True or False .
disabled	Read/write property. Sets or retrieves the value that indicates whether the user can interact with the object. Not supported for Pocket PC 2000.
defaultChecked	Read/write property. Read-only for Pocket PC 2000. Specifies whether or not the INPUT TYPE=radio is checked by default.

form	Read-only. Retrieves a reference to the form that the object is embedded in. Not supported for Pocket PC 2000.
name	Read-only. Sets or retrieves the name of the INPUT TYPE=radio . Not supported for Pocket PC 2000.
indeterminate	Read/write property. Sets or retrieves whether the user has changed the status of a radio control. Not supported for Pocket PC 2000.
type	Read-only. Always returns - radio.
value	Read/write property. Sets or retrieves value of the INPUT TYPE=radio control. The default value is "on".

Events

Event	Description
onclick	Occurs when the user selects the radio button element. Note The event only occurs if the user presses the pen down while on the radio button and lifts the pen up over the same radio. You can specify a special handler for this event.
onblur	Occurs when an element loses focus either by the pointing device or by keypad navigation. Not supported for Pocket PC 2000.
onfocus	Occurs when an element receives focus either by the pointing device or by tabbing navigation. Not supported for Pocket PC 2000.

Methods

Method	Syntax	Description
click	radio.click()	Simulates clicking on the INPUT TYPE=radio control by causing the onclick event to occur.
focus	focus.click()	Sets focus to the INPUT TYPE=radio control.

Applies To

Pocket PC Platforms: Pocket PC 2000 and later
OS Versions: Windows CE 3.0 and later

What did you think of this topic?

[Send us feedback](#)

Built on Wednesday, May 07, 2003

Pocket PC API Reference

INPUT TYPE=reset

The **INPUT TYPE=reset** object creates a button object. When clicked, it resets the form controls to their initial values.

Properties

Property	Description
accesskey	Read/write property. Sets or retrieves the number associated with the accesskey attribute.
disabled	Not supported for Pocket PC 2000. Read/write property. Sets or retrieves the value that indicates whether the user can interact with the object.
form	Not supported for Pocket PC 2000. Read-only. Retrieves a reference to the form that the object is embedded in.
name	Not supported for Pocket PC 2000. Read-only. Sets or retrieves the name of the INPUT TYPE=reset button.
type	Not supported for Pocket PC 2000. Read-only.
value	Always returns - reset. Read/write property. Sets or retrieves the value of the INPUT TYPE=reset button.

Events

Event	Description
onclick	Occurs when the user selects the reset button element. Note The event only occurs if the user presses the pen down while on the reset button and lifts the pen up over the same reset button. You can specify a special handler for this event.
onblur	Occurs when an element loses focus either by the pointing device or by keypad navigation.

	Not supported for Pocket PC 2000.
onfocus	Occurs when an element receives focus either by the pointing device or by tabbing navigation.
	Not supported for Pocket PC 2000.

Methods

Method	Syntax	Description
click	reset.click()	Simulates a click on the INPUT TYPE=reset control by causing the onclick event to occur.
focus	reset.focus()	Sets focus to the INPUT TYPE=reset control.

Applies To

Pocket PC Platforms: Pocket PC 2000 and later
OS Versions: Windows CE 3.0 and later

What did you think of this topic?

[Send us feedback](#)

Built on Wednesday, May 07, 2003

Pocket PC API Reference

INPUT TYPE=submit

The **INPUT TYPE=submit** object creates a button object that when clicked, submits the form.

Properties

Property	Description
accesskey	Read/write property. Sets or retrieves the number associated with the accesskey attribute.
disabled	Not supported for Pocket PC 2000. Read/write property. Sets or retrieves the value that indicates whether the user can interact with the object.
form	Not supported for Pocket PC 2000. Read-only property. Retrieves a reference to the form that the object is embedded in.
name	Not supported for Pocket PC 2000. Read-only property. Sets or retrieves the name of the INPUT TYPE=submit control.

	Not supported for Pocket PC 2000.
type	Read-only property.
	Always returns - submit.
value	Read/write property.
	Sets or retrieves the value of the INPUT TYPE=submit control.

Events

Event	Description
onclick	Occurs when the user selects the submit button element. Note The event only occurs if the user presses the pen down while on the submit button and lifts the pen up over the same submit button. The author can specify a special handler for this event.
onblur	Occurs when an element loses focus either by the pointing device or by keypad navigation.
	Not supported for Pocket PC 2000.
onfocus	Occurs when an element receives focus either by the pointing device or by tabbing navigation.
	Not supported for Pocket PC 2000.

Methods

Method	Syntax	Description
click	submit.click()	Simulates a click on the INPUT TYPE=submit control by causing the onclick event to occur.
focus	submit.focus	Sets focus to the INPUT TYPE=submit control.

Applies To

Pocket PC Platforms: Pocket PC 2000 and later

OS Versions: Windows CE 3.0 and later

What did you think of this topic?

[Send us feedback](#)

Built on Wednesday, May 07, 2003

Pocket PC API Reference

INPUT TYPE=text

The **INPUT TYPE=text** object creates a single-line text entry control object.

Properties

Property	Description
----------	-------------

accesskey	Read/write property. Sets or retrieves the number associated with the accesskey attribute. Not supported for Pocket PC 2000.
defaultValue	Read/write property. Read only for Pocket PC 2000 and Pocket PC 2002. Retrieves the default value (initial contents) of the INPUT TYPE=text control.
disabled	Read/write property. Sets or retrieves the value that indicates whether the user can interact with the object. Not supported for Pocket PC 2000.
form	Read-only. Retrieves a reference to the form that the object is embedded in. Not supported for Pocket PC 2000.
maxLength	Read/write property. Sets or retrieves the maximum number of characters that the user can enter in a text control. Not supported for Pocket PC 2000.
name	Read-only property. Sets or retrieves the name of the INPUT TYPE=text control. Not supported for Pocket PC 2000.
size	Read-only property. Sets or retrieves the size of the control. Not supported for Pocket PC 2000.
type	Read-only property. Always returns - text.
value	Read/write property. Sets or retrieves the value of the INPUT TYPE=text control.

Events

Event	Description
onchange	Occurs when the contents of the INPUT TYPE=text have changed and the user commits the change (by leaving the INPUT TYPE=text which has focus).
onfocus	Occurs when an element receives focus either by the pointing device or by tabbing navigation. Not supported for Pocket PC 2000.
onblur	Occurs when an element loses focus either by the pointing device or by keypad navigation.

Not supported for Pocket PC 2000.

Methods

Method	Syntax	Description
focus	text.focus()	Sets focus to the INPUT TYPE=text control.
select	text.select()	Selects the control.

Not supported for Pocket PC 2000.

This method is not supported in Pocket Internet Explorer.

Applies To

Pocket PC Platforms: Pocket PC 2000 and later

OS Versions: Windows CE 3.0 and later

What did you think of this topic?

[Send us feedback](#)

Built on Wednesday, May 07, 2003

Pocket PC API Reference

LINK

The **LINK** object designates the start or destination of a hypertext link.

Properties

Note All **LINK** object properties have a maximum URL length of 2034 characters.

Property	Description
accesskey	Read/write property. Sets or retrieves the number associated with the accesskey attribute.
hash	Read/write property. Not supported for Pocket PC 2000.
host	Read/write property. Sets or retrieves the part of the HREF after the number sign (#).
hostname	Read/write property. Sets or retrieves the host name part of the URL.
href	Read/write property. Sets or retrieves the host and domain name or the numeric IP address.
name	Read/write property. Sets or retrieves the destination URL or anchor point.

Sets or retrieves the anchor bookmark name.

Not supported for Pocket PC 2000.

pathname Read/write property.

Sets or retrieves the file name or path specified by the link.

port Read/write property.

Sets or retrieves the port specified by the link. The default values are 21 for File Transfer Protocol (FTP), 70 for the Gopher protocol, 80 for HTTP, and 443 for HTTP Secure (HTTPS).

protocol Read/write property.

Sets or retrieves the protocol portion of the URL. It returns the initial substring of a URL, including the colon.

search Read/write property.

Sets or retrieves the search (query) string portion of the HREF. This includes the leading question mark.

target Read/write property.

Sets or retrieves the target of the HREF.

Events

Event	Description
onclick	Occurs when the user selects the A element.

Note The event occurs only if the user presses the pen down while on the <A> and releases the pen up without moving greater than 5 pixels away from the point where the pen was pressed down. You can specify a special handler for this event.

Applies To

Pocket PC Platforms: Pocket PC 2000 and later

OS Versions: Windows CE 3.0 and later

What did you think of this topic?

[Send us feedback](#)

Built on Wednesday, May 07, 2003

Pocket PC API Reference

LOCATION

The **LOCATION** object contains information about the current URL.

Properties

Property	Description
hash	Read/write property.

Sets or retrieves the part of URL starting from the # inclusive and beyond. If you change the hash, the browser will scroll up or down to the appropriate bookmark.

Note Changing the hash value will scroll the browser. However, the value of the hash property will not reflect this change.

host Read/write property.

Sets or retrieves the hostname of the page location.

Note In Pocket Internet Explorer, this property will not return the port number.

hostname Read/write property.

Sets or retrieves the host name part of the page location.

href Read/write property.

Sets or retrieves the entire URL as a string

pathname Read/write property.

Sets or retrieves the file name or path of the page location.

port Read/write property.

Sets or retrieves the port number associated with the URL.

search Read/write property.

Sets or retrieves the search (query) string portion of the URL. This includes the leading question mark.

Methods

Method	Syntax	Description
reload	location.reload()	Reloads the current page. Note This method does not take the <i>ReloadSource</i> parameter, which specifies whether to check reload the page from the browser's cache or to reload it from the server. Pocket Internet Explorer always checks against the server if the user is online.
replace	location.replace(URL)	Replaces the current document by loading the document at the specified URL (in the required parameter URL).

Applies To

Pocket PC Platforms: Pocket PC 2000 and later

OS Versions: Windows CE 3.0 and later

What did you think of this topic?

[Send us feedback](#)

Built on Wednesday, May 07, 2003

Pocket PC API Reference

NAVIGATOR

The **NAVIGATOR** object contains information about the browser.

Properties

Property	Description
appCodeName	Read-only. Retrieves the code name of the browser. The value is always "Mozilla".
appName	Read-only. Retrieves the name of the browser. The value is always "Microsoft Pocket Internet Explorer".
appVersion	Read-only. Retrieves the platform and version of the browser. For Pocket PC 2000 and Pocket PC 2002, this value is always " 2.0 (compatible: MSIE 3.02; Windows CE) ". For Pocket PC 2003 this value is always " 4.0 (compatible: MSIE 4.01; Windows CE) ".
platform	Read-only. Retrieves the platform of the browser. The value is always "WinCE".
userAgent	Read-only. Not supported in Pocket PC 2000 or Pocket PC 2002. Retrieves a string equivalent to the HTTP user-agent request header. For Pocket PC 2000, the value is always " Mozilla/2.0 (compatible; MSIE 3.02; Windows CE; 240x320) ". For Pocket PC 2002, the value is always " Mozilla/2.0 (compatible; MSIE 3.02; Windows CE; PPC; 240x320) ". For Pocket PC 2003, the value is always " Mozilla/4.0 (compatible; MSIE 4.01; Windows CE; PPC; 240x320) ".

Methods

Method	Syntax	Description
javaEnabled	Enabled=javaEnabled()	Returns whether Java is enabled. This always returns False on Pocket Internet Explorer.
taintEnabled	Enabled=taintEnabled()	Returns whether data tainting is enabled. This always returns False on Pocket Internet Explorer.

Applies To

Pocket PC Platforms: Pocket PC 2000 and later
OS Versions: Windows CE 3.0 and later

What did you think of this topic?

[Send us feedback](#)

Built on Wednesday, May 07, 2003

Pocket PC API Reference

OPTION

The **OPTION** object denotes one choice in a **SELECT** element.

Properties

Property	Description
defaultSelected	Read-only. Retrieves whether the option is selected by default (by using the presence of the SELECTED attribute in the OPTION tag). The only possible values are True or False .
index	Read-only. Retrieves the zero-based index of the OPTION in the options collection of the SELECT object.
selected	Read/write property. Sets or retrieves whether the OPTION is selected. The only possible values are True or False .
text	Read/write property. Sets or retrieves the text string specified by the OPTION tag.
value	Read/write property. Sets or retrieves the values of the OPTION tag.

Applies To

Pocket PC Platforms: Pocket PC 2000 and later

OS Versions: Windows CE 3.0 and later

What did you think of this topic?

[Send us feedback](#)

Built on Wednesday, May 07, 2003

Pocket PC API Reference

SCREEN

The **SCREEN** object contains information about the device's screen and rendering capabilities.

Properties

Property	Description
availHeight	Read-only. Retrieves the height of the working area of the system's screen, excluding the Windows taskbar.
availWidth	Read-only. Retrieves the width of the working area of the system's screen, excluding the Windows taskbar.
colorDepth	Read-only. Retrieves the number of bits per pixel used for colors on the destination device or buffer.
height	Read-only. Retrieves the vertical resolution of the screen.
width	Read-only. Retrieves the horizontal resolution of the screen.

Applies To

Pocket PC Platforms: Pocket PC 2002 and later

OS Versions: Windows CE 3.0 and later

What did you think of this topic?

[Send us feedback](#)

Built on Wednesday, May 07, 2003

Pocket PC API Reference

SELECT

The **SELECT** object denotes a list box or drop-down list.

Properties

Property	Description
accesskey	Read/write property. Sets or retrieves the number associated with the accesskey attribute.
disabled	Read/write property. Not supported for Pocket PC 2000. Sets or retrieves the value that indicates whether the user can interact with the object. Not supported for Pocket PC 2000.
form	Read-only.

Retrieves a reference to the form that the object is embedded in.

Not supported for Pocket PC 2000.

length Read-only.

Sets or retrieves the number of select objects in a collection.

Not supported for Pocket PC 2000.

multiple Read-only.

Sets or retrieves the Boolean value indicating whether multiple items can be selected from a list.

Not supported for Pocket PC 2000.

name Read-only.

Sets or retrieves the name of the **SELECT** object.

Not supported for Pocket PC 2000.

selectedIndex Read/write property.

Sets or retrieves the index of the selected option in a **SELECT** object. This index is 0-based and returns -1 if no items are selected. Setting the *selectedIndex* clears any existing selected items.

Note This property is not useful for the **SELECT** object with the **multiple** attribute, as it only returns the index of the first selected option.

size Read-only.

Sets or retrieves the size of the control.

Not supported for Pocket PC 2000.

type Read-only.

Always returns one of the following options:

Select-one for **SELECT** controls without the **multiple** attribute.

Select-multiple for **SELECT** controls with the **multiple** attribute.

value Sets or retrieves the values of the **SELECT** tag.

Not supported for Pocket PC 2000.

Events

Event	Description
onchange	Occurs when the user changes the selection in the SELECT control. It does not occur when the selection is changed programmatically.
onblur	Occurs when an element loses focus either by the pointing device or by keypad navigation.
onfocus	Occurs when an element receives focus either by the pointing device or by tabbing navigation.

Not supported for Pocket PC 2000.

Not supported for Pocket PC 2000.

Methods

Method	Syntax	Description
add	select.add()	Adds the SELECT control. Not supported for Pocket PC 2000 or Pocket PC 2002.
focus	select.focus()	Sets focus to the SELECT control.
item	select.item()	Not supported for Pocket PC 2000. Retrieves a node specified by ordinal index.
remove	select.remove()	Removes the SELECT control. Not supported for Pocket PC 2000 or Pocket PC 2002.

Collections

options

Retrieves a collection of **OPTION** objects in a **SELECT** object.

Property	Description
length	Read-only. Retrieves the number of options in the collection.
item	Read/write property. Sets or retrieves the ordinal position of an option in a list box. Not supported for Pocket PC 2000.

Applies To

Pocket PC Platforms: Pocket PC 2000 and later

OS Versions: Windows CE 3.0 and later

What did you think of this topic?

[Send us feedback](#)

Built on Wednesday, May 07, 2003

Pocket PC API Reference

SPAN

The SPAN object specifies an inline text container.

Properties

Property	Description
----------	-------------

id	Read-only. Uniquely identifies the object within a document.
innerHTML	Write-only. Sets or retrieves the HTML between the start and end tags of the object.
innerText	Read/write property. Sets or retrieves the text between the start and end tags of the object.

Applies To

Pocket PC Platforms: Pocket PC 2002 and later

OS Versions: Windows CE 3.0 and later

What did you think of this topic?

[Send us feedback](#)

Built on Wednesday, May 07, 2003

Pocket PC API Reference

TEXTAREA

The **TEXTAREA** object specifies a multi-line text input control.

Properties

Property	Description
accesskey	Read/write property. Sets or retrieves the number associated with the accesskey attribute.
cols	Not supported for Pocket PC 2000. Read-only. Sets or retrieves the width of the textarea object.
defaultValue	Not supported for Pocket PC 2000. Read/write property. Read-only for Pocket PC 2000 and Pocket PC 2002.
disabled	Retrieves the default value (initial contents) of the textarea control. Read/write property. Sets or retrieves the value that indicates whether the user can interact with the object.
form	Not supported for Pocket PC 2000. Read-only. Retrieves a reference to the form that the object is embedded in.

Not supported for Pocket PC 2000.

maxLength Read/write property.

Sets or retrieves the maximum number of characters that the user can enter in a text control.

Not supported for Pocket PC 2000.

name Read-only.

Sets or retrieves the name of the textarea control.

Not supported for Pocket PC.

readOnly Read/write property.

Sets or retrieves the value indicated whether the content of the object is read-only.

Not supported for Pocket PC 2000.

rows Read-only.

Sets or retrieves the number of horizontal rows contained in the object.

Not supported for Pocket PC 2000.

size Read-only.

Sets or retrieves the size of the control.

Not supported for Pocket PC 2000.

type Read-only.

Always returns - textarea.

value Read/write property.

Sets or retrieves value of the textarea control.

Events

Event	Description
onchange	Occurs when the contents of the INPUT TYPE=text have changed and the user commits the change (by leaving the textarea which has focus).
onfocus	Occurs when an element receives focus either by the pointing device or by tabbing navigation.
onblur	Occurs when an element loses focus either by the pointing device or by keypad navigation.
	Not supported for Pocket PC 2000.

Not supported for Pocket PC 2000.

Methods

Method	Syntax	Description
focus	textarea.focus()	Sets focus to the textarea control.
select	textarea.select()	Selects the control.

Not supported for Pocket PC 2000.

Not supported in Pocket Internet Explorer.

Applies To

Pocket PC Platforms: Pocket PC 2000 and later

OS Versions: Windows CE 3.0 and later

What did you think of this topic?

[Send us feedback](#)

Built on Wednesday, May 07, 2003

Pocket PC API Reference

WINDOW

The **WINDOW** object represents a window in the browser.

Properties

Property	Description
document	Read-only. Retrieves the HTML document in a given popup window.
history	Not supported for Pocket PC 2000. Read-only property or object.
length	Contains information about the URLs visited by the client. Read-only.
location	Retrieves the number of frames in the window. Read-only. Returns an object that represents the location information of the current document.
name	Not supported for Pocket PC 2000. Read/write property. Sets or retrieves the name of the object.
navigator	Not supported for Pocket PC 2000. Read-only property or object.
parent	Contains information about the Web browser. Read-only.
screen	Retrieves the parent of the window in the object hierarchy. Read-only.

Returns a window object, which enables you to manipulate forms according to their placement on the screen.

self Not supported for Pocket PC 2000.
Read-only.

top Retrieves a reference to the current window or frame.
Read-only.

window Retrieves the topmost ancestor window, which is its own parent.
Read-only.

A handle of the window-specific data, but it may be any value.

Not supported for Pocket PC 2000.

Events

Event	Description
onload	Read-only.

Occurs immediately after the window is loaded.

onunload Not supported for Pocket PC 2000.
Read-only.

Occurs immediately before the current window is unloaded.

Not supported for Pocket PC 2000.

Methods

Method	Syntax	Description
alert	<code>window.alert(<i>Message</i>)</code>	Displays a dialog box containing the contents of the <i>Message</i> parameter, which is a required parameter.
blur	<code>window.blur()</code>	Causes the browser window (Pocket Internet Explorer) to lose focus, switching you to the previous application.
clearTimeout	<code>window.clearTimeout(<i>TimerID</i>)</code>	Cancels a timeout that was set with the setTimeout method. The <i>TimeoutID</i> parameter is required and should be set to the time-out ID that was returned from <code>setTimeout</code> .
close	<code>window.close()</code>	Closes the current browser window.
confirm	<code>Choice=window.confirm(<i>Message</i>)</code>	Displays a confirmation dialog box that contains the message contained in <i>Message</i> in addition to OK and Cancel buttons. The parameter <i>Message</i> is required. The method returns True if the user clicks OK or False if the user clicks Cancel.
focus	<code>window.focus()</code>	Sets focus to the window.
navigate	<code>window.navigate(<i>URL</i>)</code>	Navigates the browser to the URL

open		specified by <i>URL</i> . The parameter <i>URL</i> is required.
prompt	TextData=window.prompt (<i>Message</i> , [<i>DefaultValue</i>])	This method is not supported in Pocket Internet Explorer. Displays a dialog box prompt the user with a message contained in <i>Message</i> and a text field. The text entered in the field is returned in TextData . <i>Message</i> contains the message to be displayed and is required. <i>DefaultValue</i> can contain an optional default value in the text box.
scroll		This method is not supported in Pocket Internet Explorer.
setTimeout	TimerID=window.setTimeout (<i>Code</i> , <i>Milliseconds</i>)	Executed code specified by <i>Code</i> after <i>Milliseconds</i> have passed and returns TimerID (which is used with clearTimeout). <i>Code</i> must be a string and cannot be a function pointer.

Collections

frames

Retrieves a collection of all window objects defined by a given document or defined by the document associated with the given window.

Property	Description
length	Read-only. Contains the number of frames in the frames collection.
item	Retrieves a node specified by ordinal index. Not supported for Pocket PC 2000.

Applies To

Pocket PC Platforms: Pocket PC 2000 and later

OS Versions: Windows CE 3.0 and later

What did you think of this topic?

[Send us feedback](#)

Built on Wednesday, May 07, 2003

Pocket PC Development Guide

Designing Web Sites for Pocket Internet Explorer for Pocket PC

Among the compelling features of Microsoft® Windows® Powered Pocket PC is the rich Web-browsing capability found in Microsoft Pocket Internet Explorer. A first in many ways for handheld devices, Pocket Internet Explorer enables Pocket PC users to browse Web content online and synchronize Web pages for offline

viewing.

This topic presents information to aid Web designers and developers in creating great Web sites that are compatible with, and optimized for, viewing with Pocket Internet Explorer.

Where necessary, this topic will document the differences between versions of the browser. There are many more similarities than differences between the different versions of the browser, so, unless specifically noted, the capabilities described apply to all versions of Pocket Internet Explorer.

For public Web sites, content developers should plan to create two versions of their sites: one for desktop-computer users, where a high-bandwidth connection, large display, and feature-rich browser can be utilized; and one for mobile devices running Pocket Internet Explorer. The best way to develop Web pages for mobile devices is to target the latest version of Pocket PC when writing your pages and then test on all versions of Pocket PC.

Developing two sites may seem redundant and unappealing, but if you consider that the mobile version of the site is likely going to be a small subset of the desktop-computer version, it is only natural that the site be focused tightly on what users need to do and the information that they need to access while mobile — which is often quite different from what users prefer while at their desks.

What did you think of this topic?

[Send us feedback](#)

Built on Wednesday, May 07, 2003

Pocket PC Development Guide

Introduction to Pocket Internet Explorer

Pocket Internet Explorer offers the richest Web experience of any mobile device — and without the need to connect through a special content-modifying proxy.

Pocket PC can display rich content. Various Pocket PC models are offered with 4,096-color or 65,535-color displays, as well as four or 16 levels of grayscale.

Pocket Internet Explorer implements key Internet technology standards: Secure Sockets Layer (SSL) to improve the security of transactions; Microsoft JScript® for scripting Web page behavior; cookies for storing local data; frames for basic formatting; cascading style sheets (CSS); XHTML; and HTML 4.0. Pocket Internet Explorer even supports ActiveX® controls.

Pocket Internet Explorer also supports Extensible Markup Language (XML), the key Web technology that enables Web-standard data exchange and allows the development of rich Web applications on Pocket PC.

Some of the innovative ways that Pocket Internet Explorer delivers the Web to small-screen devices include:

- A fit-to-screen feature that dynamically resizes Web pages to maximize viewing on the smaller, vertically oriented screens of Pocket PC devices.
- Smart caching, which determines whether local versions of Web pages are available, thereby potentially avoiding trips to the Internet, improving download speed, and saving connection charges.

What did you think of this topic?

[Send us feedback](#)

Built on Wednesday, May 07, 2003

Pocket PC Development Guide

Detecting Pocket Internet Explorer from Web Servers and Script

If you are using Internet Information Server (IIS) 4.0 or later, you will find a file named BROWSCAP.INI in the directory \WINDOWS\system32\inetsrv. This file contains descriptions of all known browsers at the time your version of Windows or your latest service pack was released. You can always download the latest version of BROWSCAP.INI from [cyScape](#).

If your version of BROWSCAP.INI doesn't include the information for Pocket Internet Explorer, you can edit it yourself and add the following sections for each version.

Microsoft Pocket Internet Explorer 2000

```
; Pocket PC 2000
[Mozilla/2.0 (compatible; MSIE 3.02; Windows CE; 240x320)]
browser=Pocket Internet Explorer 2000
version=4.0
majorver=#4
minorver=#0
platform=Windows CE
width=240
height=320
cookies=TRUE
frames=TRUE
backgroundsounds=TRUE
javaapplets=FALSE
javascript=TRUE
vbscript=FALSE
tables=TRUE
activexcontrols=TRUE
```

Microsoft Pocket Internet Explorer 20

```
; Pocket PC 2002
[Mozilla/2.0 (compatible; MSIE 3.
browser=Pocket Internet Explorer
version=4.1
majorver=#4
minorver=#1
platform=Windows CE
width=240
height=320
cookies=TRUE
frames=TRUE
backgroundsounds=TRUE
javaapplets=FALSE
javascript=TRUE
vbscript=FALSE
tables=TRUE
activexcontrols=TRUE
```

The user agent string sent by each version is slightly different, as shown in the following table. This difference allows the server to determine which version is sending the request.

Pocket Internet Explorer 2000

```
Mozilla/2.0 (compatible; MSIE 3.02; Windows CE; 240x320)
```

Pocket Internet Explorer 2002

```
Mozilla/2.0 (compatible; MSIE 3.02
```

Note that the user agent string for Pocket Internet Explorer 2002 and later includes "PPC."

When Pocket Internet Explorer sends a request to your HTTP server, the following specific information is included in the HTTP request header:

```
UA-pixels: {i.e. 240x320}
UA-color: {mono2 | mono4 | color8 | color16 | color24 | color32}
UA-OS: {Windows CE (POCKET PC) - Version 3.0}
UA-CPU = {i.e. ARM SA1110}
UA-Voice = {TRUE | FALSE}
```

The UA-Voice variable indicates whether the Pocket PC device is equipped for voice telephony. It is not available on Pocket PC 2000 devices.

Using the following server-side Microsoft Visual Basic® script (Active Server Pages [ASP]) lines, you can now create special optimized pages as soon as a Pocket Internet Explorer browser enters your site:

```
'Check for Windows CE
if (InStr(Request.ServerVariables("HTTP_USER_AGENT"), "Windows CE")) then
    ' add Windows CE specific code.
else
    ' add code for other platforms.
```

```
end if

'Check for Pocket PC
if (InStr(Request.ServerVariables("HTTP_UA_OS"), "POCKET PC")) then
    if (InStr(Request.ServerVariables("HTTP_USER_AGENT"), "PPC")) then
        ' add Pocket PC 2003 specific code.
    else
        ' add Pocket PC 2002 specific code.
    else
        ' add Pocket PC 2000 specific code.
    end if
else
    ' add code for other platforms.
end if
```

To identify Pocket Internet Explorer by using client-side scripting (JScript), you can use the following code:

```
var strNav = navigator.userAgent;
// Check for Windows CE
var isCE = strNav.indexOf("Windows CE");
if(isCE > -1) {
    // add Windows CE specific code.
}
else {
    // add code for other platforms.
}

// Check for Pocket PC
var isPPC = strNav.indexOf("240x320");
if(isPPC > -1) {
    var is2002 = strNav.indexOf("PPC");
    if(is2002 > -1) {
        if(is2003 > -1) {
            // add Pocket PC 2003 specific code.
        }
        else
            if(is2002 > -1) {
                // add Pocket PC 2002 specific code.
            }
        else
            { // add Pocket PC 2000 specific code.
            }
    }
    else {
        // add code for other platforms.
    }
}
```

What did you think of this topic?

[Send us feedback](#)

Built on Wednesday, May 07, 2003

Pocket PC Development Guide

HTML Support

Pocket Internet Explorer 2003 supports HTML 4.01 CSS and Extensible HTML (XHTML).

Pocket Internet Explorer 2002 is HTML 3.2 compliant. Therefore, all HTML tags that are defined by this standard can be displayed in Pocket Internet Explorer.

Pocket Internet Explorer 2000 is not fully HTML 3.2 compliant, but it supports a large subset of the standard and disregards tags that it cannot parse and display.

What did you think of this topic?

[Send us feedback](#)

Built on Wednesday, May 07, 2003

Pocket PC Development Guide

General Pocket Internet Explorer Behavior and Issues

This section covers the following topics:

- [Multiple Browser Windows](#)
- [Fonts](#)
- [Frames](#)
- [Good HTML: Well-Paired Tags](#)
- [Screen Dimensions](#)
- [Graphics and Images](#)

What did you think of this topic?

[Send us feedback](#)

Built on Wednesday, May 07, 2003

Pocket PC Development Guide

Multiple Browser Windows

To simplify the browsing experience and improve performance and memory footprint, Pocket Internet Explorer uses a single display window. Although sites designed for the desktop-computer browser use multiple windows regularly, Pocket Internet Explorer does not use this feature. This results in two issues:

- Using `Window.open()`

In Pocket Internet Explorer 2000, calls to `window.open` will fail silently (if script errors are off). Attempts to use `` (or any other nonexistent frame) will not invoke a new browser window.

In Pocket Internet Explorer 2002, `window.open` will work if it is caused by a user-initiated navigation, but not if the page automatically calls it to open an advertising window or something similar. For example, if the user taps a link that causes some script to execute, which in turn calls `window.open`, that will be treated as a navigation and the contents of the specified window will be displayed in the browser window. The **Back** button will navigate back to the page that caused the window to open.

- Using the **TARGET** attribute of the `<a>` tag

Using **target=_new** with the `<a>` tag does not open a second window as it would with a browser on a desktop computer. You can use only the **target** attribute to point to a named frame. Using any other specified target (for example, **target=_new**) will cause Pocket Internet Explorer to behave as if you had not specified any target.

- Other tags that support the **TARGET** attribute: `<AREA>`, `<BASE>`, `<FORM>`
- Valid values for **TARGET**:
 - Pocket Internet Explorer 2000 supports `_top` and `_parent`.

- Pocket Internet Explorer 2002 supports `_top`, `_parent`, and `_blank`.
- Pocket Internet Explorer 2003 supports `_blank`, `_top`, `_parent`, and `_self`.

Again, if the target is something other than a named frame that already exists or a supported special value, Pocket Internet Explorer behaves as if the **TARGET** attribute were omitted completely, and the browser navigates to the frame or window where the link was tapped.

What did you think of this topic?

[Send us feedback](#)

Built on Wednesday, May 07, 2003

Pocket PC Development Guide

Fonts

All Pocket PC devices include at least two fonts:

- Tahoma (default variable-width font)
- Courier (default fixed-width font)

All other font faces are converted to the closest of those fonts, as defined by their font descriptions. Using the `<pre>` tag for any fixed-width content will ensure that Pocket Internet Explorer chooses the correct, fixed-width font.

What did you think of this topic?

[Send us feedback](#)

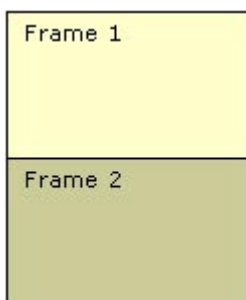
Built on Wednesday, May 07, 2003

Pocket PC Development Guide

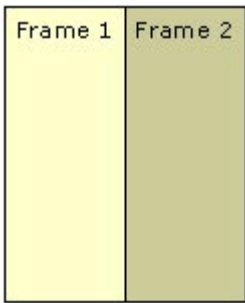
Frames

Frames consume a large amount of space on the screen just for the borders and margins. Therefore, frames are generally not recommended for Pocket Internet Explorer. If you must use frames, limit them to no more than two per screen, preferably stacked vertically to maximize screen space.

The following layout is preferable.



The following layout is not preferable.



What did you think of this topic?

[Send us feedback](#)

Built on Wednesday, May 07, 2003

Pocket PC Development Guide

Good HTML: Well-Paired Tags

Compared to Internet Explorer on a desktop computer, Pocket Internet Explorer is more reliant upon "good" or "well-formed" HTML. This difference is intentional. Internet Explorer on the desktop computer performs much additional work to correct what would otherwise be invalid HTML. In the interest of performance and memory usage, Pocket Internet Explorer performs much less of such auto-correction.

The most commonly found HTML error is mismatched tags. For example:

Correct: `<TABLE><FORM> . . . </FORM></TABLE>`

Mismatched: `<TABLE><FORM> . . . </TABLE></FORM>`

The preceding example demands careful attention, because improperly matched `<form>` tags are a common cause of error with Pocket Internet Explorer and can often lead to unpredictable results.

What did you think of this topic?

[Send us feedback](#)

Built on Wednesday, May 07, 2003

Pocket PC Development Guide

Screen Dimensions

All Pocket PC devices have a *total* screen resolution of 240×320 pixels. However, the *actual, usable* screen dimensions for Pocket Internet Explorer are much less. The Pocket PC and Pocket Internet Explorer user interfaces use some of this space to display the following elements:

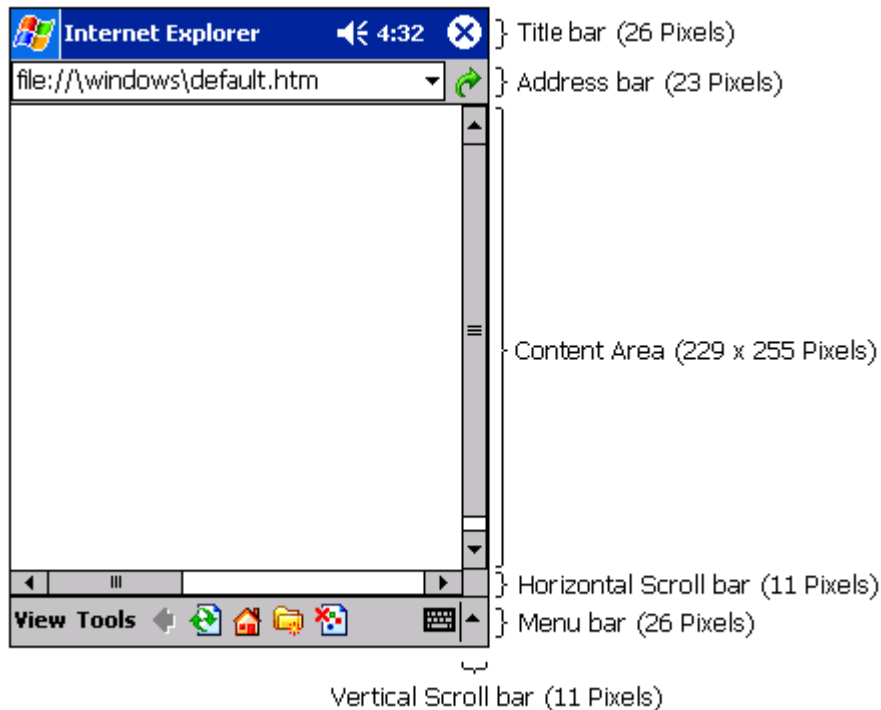
- System title bar at the top of the screen (where the **Start** menu is located)
- The Pocket Internet Explorer menu bar at the bottom of the screen
- The Pocket Internet Explorer address bar (whose display is user controlled)
- Vertical and/or horizontal scroll bars, displayed when necessary

Note If a text box on a Web page receives focus, Pocket Internet Explorer will cause the input panel to be displayed and will scroll the page if needed to ensure that the text box is still visible above the input panel.

Taking these elements into account, there are only two practical screen dimensions you should target when

optimizing for Pocket Internet Explorer:

- For regular use, *target a display 229 pixels wide*. This assumes that your content will flow off the bottom of the page, resulting in a vertical scroll bar. Avoid use of any page elements wider than 229 pixels.
- For maximum, full-screen use, make sure your page is *no taller than 245 pixels*, and *no wider than 240 pixels*. By not exceeding 245 pixels in height, your page will never cause a vertical scroll bar to appear, even if the user has the address bar displayed. By avoiding the need for a vertical scroll bar, you will gain 11 additional pixels horizontally.



Pocket Internet Explorer screen dimensions

What did you think of this topic?

[Send us feedback](#)

Built on Wednesday, May 07, 2003

Pocket PC Development Guide

Graphics and Images

Graphics and images make any user experience more appealing and should be used, but sparingly, when they add value to the user. When developing online content for a mobile device, keep in mind that even in the best of circumstances, connectivity and bandwidth are limited and expensive compared to a desktop computer. In addition, the display area is much smaller and thus easily cluttered. The consumers of your content will appreciate a conservative approach with images.

If you want to display an image that is larger than the working area, Pocket Internet Explorer will follow these rules:

- If Fit-to-screen is OFF, Pocket Internet Explorer displays the image as specified with the `` tag, honoring the **height** and **width** attributes or by using the natural image size when no attributes are specified.
- If Fit-to-screen is ON, the way the image appears depends on its size, the available width within the block element that contains the image, and the current text size setting as follows:

- If the width of the image is smaller than or equal to the available width within its container, for example, a table cell or the <BODY> element, the image is displayed as specified in the tag.
- If the image is wider than its container, the image will be shrunk in order to fit exactly within the container. The original width of the image determines how much the image can be scaled down to fit in the container; wider images are allowed to shrink to a smaller percentage of their original size than are narrower images. Under no circumstances can an image be wider than the screen width of the device.
- The "text size" setting affects the allowable percentage reduction from the image's original size. A smaller text size setting allows greater reduction.

Scaling reduces the quality of many images, so you might consider avoiding images wider than the smallest supported viewing area.

Supported Image Formats

Pocket Internet Explorer supports the following formats natively:

- PNG
- JPEG
- GIF
- Animated .gif files
- WMBP (only displayed in WML)
- 2BP
- BMP

Additional formats can be added through third-party software.

Image Maps

Pocket Internet Explorer does support image maps. Remember to keep your images small and simple. In addition, your image should convey to the user some indication of its function.

Animated .gif Files

Pocket Internet Explorer 2003 introduced support for animated .gif files.

What did you think of this topic?

[Send us feedback](#)

Built on Wednesday, May 07, 2003

Pocket PC Development Guide

General Design Guidelines

Here are some general guidelines on how to design for Pocket Internet Explorer.

What did you think of this topic?

[Send us feedback](#)

Built on Wednesday, May 07, 2003

Pocket PC Development Guide

Keep It Simple

Complex, dense Web sites can be difficult to read and navigate, especially on Pocket PC. Look carefully for duplicate text or unnecessary graphics that can be removed without affecting your site's core functionality. Don't try to duplicate all the richness and functionality of a site designed for the desktop computer. Carefully consider the needs and usage scenarios of your mobile users.

What did you think of this topic?

[Send us feedback](#)

Built on Wednesday, May 07, 2003

Pocket PC Development Guide

Remember: Screen Size is Limited on Pocket PC

While you design your applications, you should keep the small screen size in mind. If you retain one design rule from this document, let it be this:

Avoid horizontal scrolling whenever possible — your users will thank you for it!

If the primary content of a page is text, design your page such that users are never required to scroll horizontally. Necessarily large images (such as maps) are among the very few exceptions to this rule.

What did you think of this topic?

[Send us feedback](#)

Built on Wednesday, May 07, 2003

Pocket PC Development Guide

Designing Images

The easiest and most predictable way to use images for mobile devices is to make your own custom, small images that take into account the reduced screen size. Design your images with clean lines and simple shapes, because more complicated elements tend to appear ragged. The best practice is to use an image that is deliberately simple, rather than a complex image that looks confusing.

What did you think of this topic?

[Send us feedback](#)

Built on Wednesday, May 07, 2003

Pocket PC Development Guide

Image Detail

It is good practice to avoid large, detailed images, because the scaling operation may obscure critical information. If there is a convenient way to convey the same information without using an image, you are probably better off dispensing with the image altogether.

Forgoing unnecessary images will also improve users' download times. As of this writing, wide-area wireless data networks range from 9.6 Kbps to 19.2 Kbps maximum throughput.

What did you think of this topic?

[Send us feedback](#)

Built on Wednesday, May 07, 2003

Pocket PC Development Guide

Image Color

Pocket Internet Explorer will display color images on color Pocket PC devices. On monochrome devices, Pocket Internet Explorer dithers the color images to grayscale representations. The original color scheme of an image plays an important role in the way Pocket Internet Explorer renders it on grayscale and monochrome devices. The process works best on images that have a high contrast ratio between colors and that have crisp edges in the details of the picture.

What did you think of this topic?

[Send us feedback](#)

Built on Wednesday, May 07, 2003

Pocket PC Development Guide

Alt Tags

Users may choose not to load images, so it is extremely important to place meaningful alternate text tags in each of your embedded images. Keep in mind that you are trying to convey the message of the missing picture, not describe it.

What did you think of this topic?

[Send us feedback](#)

Built on Wednesday, May 07, 2003

Pocket PC Development Guide

Security

Pocket Internet Explorer supports all common security schemes, including the following:

- SSL 2.0, SSL 3.0, and Server Gated Cryptography (SGC)
- NTLM authentication and clear text authentication
- Passport authentication
- Client authentication

The following key sizes are included and/or supported in Pocket Internet Explorer.

Pocket Internet Explorer 2000

Supports up to 64-bit encryption out of the box.

Pocket Internet Explorer 2002

Supports 128-bit encryption out of the box. No upgrade is required.

An add-on pack upgrades the security of Pocket Internet Explorer to support 128-bit encryption.

What did you think of this topic?

[Send us feedback](#)

Built on Wednesday, May 07, 2003

Pocket PC Development Guide

Scripting

Pocket Internet Explorer supports client-side JavaScript 1.5 (ECMA-262). Microsoft Visual Basic, Scripting Edition (VBScript) is not supported. In general, Pocket Internet Explorer supports the Internet Explorer 3.02 Document Object Model (DOM).

There are a few key scripting issues, which include the following:

- **Scripting errors are off by default**

Syntax errors in JScript, missing objects, or other causes of JScript errors are ignored in Pocket Internet Explorer. The script stops without a message. Switch on the error messages by adding the following registry key:

```
[HKEY_CURRENT_USER\Software\Microsoft\Internet Explorer\Main]
"ShowScriptErrors"=dword:00000001
```

- Read the Document Object Model reference

For Pocket Internet Explorer 2000, go to

<http://www.microsoft.com/mobile/pocketpc/developer/Webdeveloper.asp>.

For Pocket Internet Explorer 2002 and later, see the topics under [Microsoft Pocket Internet Explorer Object Model Reference](#).

For documentation on the JScript engine that is included in Pocket Internet Explorer, see the [JScript](#) documentation on MSDN.

What did you think of this topic?

[Send us feedback](#)

Built on Wednesday, May 07, 2003

Pocket PC Development Guide

Tips and Troubleshooting

This section covers the following topics:

- [BGSOUND Attribute](#)
- [Form Fields and Buttons](#)
- [<object> Tag Limitations](#)

- [Text in Images](#)
 - [Office 2000 and Office XP HTML Support](#)
-

What did you think of this topic?

[Send us feedback](#)

Built on Wednesday, May 07, 2003

Pocket PC Development Guide

BGSOUND Attribute

Background sounds are supported by Pocket Internet Explorer and can provide interesting effects. The exact codec and sample rates supported can vary among manufacturers. To maximize compatibility and minimize download size, it is recommended to use a raw Pulse Code Modulation (PCM) stream with a single channel (mono), 8 bits of resolution, and a sample rate of 11 KHz.

Note BGSOUND files will play only once. The **LOOP** attribute is not supported.

What did you think of this topic?

[Send us feedback](#)

Built on Wednesday, May 07, 2003

Pocket PC Development Guide

Form Fields and Buttons

Text Boxes, Text Areas, and Buttons

Pocket Internet Explorer never renders text boxes, text areas, or buttons wider than the Pocket PC screen. As a result, once centered, these controls will always fit on the screen. To achieve a clean look, intentionally design text boxes, areas, and buttons not to exceed the width of the Pocket PC screen, and avoid horizontal scrolling by positioning long fields and other areas at the beginnings of lines.

Tables

The use of tables to display information can greatly enhance the way users view certain data. Use the **WIDTH** attribute to set the size of the table in the window. The best way to control the table size is to use pixel values for the **WIDTH** attribute. Nested tables are supported.

If you choose to leave out the **WIDTH** attribute, the table is rendered according the following rules:

- If the **Fit to Screen** option is selected, the table will perfectly fit to the screen width.
- If **Fit to Screen** is not selected, Pocket Internet Explorer uses a virtual screen width of 640 pixels and renders the table to a width of 640 pixels.

Thus, unless there is a specific reason for having table or cell widths, it is recommended that width values be omitted. In Pocket Internet Explorer 2000, the **ALIGN** attribute is supported on the <tr> and <td> tags, but not on the <table> tag. Pocket Internet Explorer 2002, however, includes support for the **ALIGN** attribute on <table> tags.

In Pocket Internet Explorer 2002 and higher with the **Fit-to-Screen** option selected, the **WIDTH** attribute on tables and table cells may not be honored if it would result in the table being wider than the screen. When this

happens, the pixel widths specified for the table columns via the **WIDTH** attribute on table cells are evenly reduced until all columns fit horizontally into the available screen width, or the minimum possible width is reached for all columns. For example:

```
<body>
<table width="300" border="0" cellpadding="0" cellspacing="0">
  <tr>
    <td width="100">column 1</td>
    <td width="100">column 2</td>
    <td width="100">column 3</td>
  </tr>
</table>
</body>
```

Since the screen is only 240 pixels wide on the Pocket PC, with **Fit-to-Screen** on, the table will not be 300 pixels wide. Accounting for the 4 pixel left and right margin on the <body> element, the maximum width available to the table without scrollbars is 232 pixels, and the table behaves as if the **WIDTH** attribute wasn't specified at all. Each column's width will be proportionally reduced to so that they sum to 232. Column 1 will be 78 pixels wide, and columns 2 and 3 will be 77 pixels.

What did you think of this topic?

[Send us feedback](#)

Built on Wednesday, May 07, 2003

Pocket PC Development Guide

<object> Tag Limitations

Pocket Internet Explorer supports ActiveX controls and allows the methods and properties to be scripted. However, there are a few limitations compared to the desktop-computer implementation:

- **Controls cannot be installed on the fly**

Internet Explorer for the desktop computer supports downloading and installing ActiveX controls. This is not supported on Pocket PC. However, ActiveX controls that already reside on Pocket PC can be referenced with the <object> tag in pages. ActiveX controls can also be installed on the device by packaging them in a [CAB installer](#) and posting them on a Web page. The user can then tap the link to download and install them.

Note Pocket Internet Explorer does not include Microsoft Authenticode® security to support signed ActiveX controls.

- **ActiveX controls are not affected by the Fit-to-Screen option**

Even if **Fit-to-screen** is selected and the ActiveX control is resized to fit into the screen area, the content of the control will not be resized. If you are creating ActiveX controls to be used on Web pages in Pocket Internet Explorer, design the client area no wider than 240 pixels, and preferably 229 pixels or fewer to accommodate the vertical scroll bar.

- **Java applets are not supported without a JVM installed**

Microsoft does not include a Java Virtual Machine (JVM) with Pocket PC; without a JVM, Pocket Internet Explorer is incapable of displaying Java applets. However, third-party JVMs are available, and some device manufacturers include them with their Pocket PC devices.

- **Newly created ActiveX controls require new information when registered**

Newly created ActiveXcontrols require that the threading model for the component be declared as "Free" or "Both" when they are registered. In earlier versions of Pocket PC, this registration setting was ignored by the system. In Pocket PC 2003 it is required.

See MonthCal ActiveX control in the SDK as a sample which uses Active Template Libraries (ATL) to register ActiveX controls with the system.

Here is a sample:

```
NoRemove CLSID
{
    ForceRemove {88D13D17-0704-48A9-80EE-D6DDC73F162A} = s 'MonthCal
    {
        InprocServer32 = s '%MODULE%'
        {
            val ThreadingModel = s 'Both'
        }
    }
}
```

What did you think of this topic?

[Send us feedback](#)

Built on Wednesday, May 07, 2003

Pocket PC Development Guide

Text in Images

Text in images is a handy way to decorate a page with a title in a font that is not found on Pocket PC, and therefore is not available to Pocket Internet Explorer.

If you do choose to place text in an image, it is generally best to use a font that was designed specifically for computer screens. There are several excellent 1-bit-friendly fonts from which to choose. Microsoft Verdana® was designed to be rendered well on bitmapped displays at all resolutions, so it is suitable for use on mobile devices.

But remember, any text you put in bitmaps will not be indexed by search engines like Microsoft MSN® Search. You can use text in the <alt> tag of the image to allow search engines to effectively index the graphic text.

What did you think of this topic?

[Send us feedback](#)

Built on Wednesday, May 07, 2003

Pocket PC Development Guide

Office 2000 and Office XP HTML Support

Due to the minimal DHTML support on Pocket Internet Explorer, some Microsoft Office 2000 and Microsoft Office XP documents, when saved as HTML, will not be displayed correctly.

As a rule, Microsoft Word documents saved as HTML retain much of their formatting when viewed in Pocket Internet Explorer. Many basic Microsoft Excel spreadsheets will also be displayed well. However, Microsoft Access data access pages and Microsoft PowerPoint® HTML presentations can be more problematic.

When you're writing pages for Pocket Internet Explorer by using Office, Microsoft FrontPage® will generally

give you the best results. Be aware that Word documents saved as HTML contain a large amount of extra content that supports the extensive formatting options in Word. Therefore, pages written in FrontPage are often smaller and faster to download.

Microsoft Visual InterDev® and Microsoft ASP.NET mobile controls are also excellent tools for developing online content for mobile devices.

What did you think of this topic?

[Send us feedback](#)

Built on Wednesday, May 07, 2003

Pocket PC Development Guide

Best Practices for E-Commerce

Note When implementing online content for mobile users, do not seek to replicate the experience of a browser on a desktop computer. Instead, concentrate on the content and features that your mobile users with generally low-bandwidth connections will use the most.

- **Personalization pages**

Personalization of content has had a dramatic impact on the way people use the Web. Allowing users to choose the content that they want to include on their pages from your Web site will greatly enhance your visitors' experiences. It is likely that you already offer this feature on your Web site. Common uses include a portfolio of stocks or a table of cities for basic weather information.

- **Advertisements**

Although advertisements have become an expected presence on the Web, not all advertising translates well to Pocket Internet Explorer. Many advertisements are large and require significant download time. Furthermore, pop-up advertisements will not work in Pocket Internet Explorer. Be frugal with your use of advertisements, and make sure that any nuisance or frustration for the user does not outweigh the value of your Web site.

- **Page header**

A Western reader's eye tends to move from the upper-left corner of a screen to the lower-right corner. Thus, you should place the most important information, such as a heading or a company icon, in the upper-left corner. Place all the relevant information and links toward the bottom of the page.

Typically, the first two or three lines of a page may include some informative text about the company or content provider. This area can be used very effectively to communicate to the customer regarding the company and further build brand loyalty. This area can also include a small advertisement.

- **Design forms with a 229-pixel width in mind**

As mentioned in the earlier section about HTML tags, the maximum width of a Pocket Internet Explorer page should be 229 pixels. Form elements like `<INPUT TYPE="TEXT">` or `<INPUT TYPE="BUTTON">` are not shrunk by the **Fit to window** option of Pocket Internet Explorer, and will never be rendered wider than the width of the screen. For your e-commerce customers, it is especially annoying to have to scroll horizontally to enter credit card information or use your shopping cart.

- **Designing e-commerce forms**

Always have the 229-pixel width in mind when you are designing forms. Place the input controls in

separate lines instead of horizontally. Limit your fields to the small screen area. If you want to show a picture of the product selected by the customer, put the description below the picture, not next to it.

What did you think of this topic?

[Send us feedback](#)

Built on Wednesday, May 07, 2003

Pocket PC Development Guide

Best Practices for Information Sites

There are some additional points you should think about as you are designing your information site:

- **Information sites are perfect for offline browsing**

Avoid everything that is not supported offline, such as form fields, large bitmaps, or excessive advertisements. Many news sites or information sites ask for short feedback on a given article. Because this feedback requires a post back to the server, an offline viewer will not get the same experience. You can add a mailto link on the page, because Pocket PC supports sending e-mail messages offline.

- **Concentrate on the essential content**

Do not show any links that Pocket Internet Explorer users are not likely to view anyway, such as large picture slide shows.

- **Use introductory pages over continuously linked pages**

Many news and information sites create short pages of the articles and point to the continuations with "click here to read more..." links at the bottoms of the pages. This practice is not very useful for Pocket Internet Explorer in an offline scenario. Most users do not change their link depth in Mobile Favorites very often. In fact, they keep the default (zero). Later, when such users try to click continuation links to read the articles, they get "page not available" errors. Even if they want to read full articles, it is very hard for some users to figure out what link depth they should use.

To avoid this scenario, create short introductory pages that contain links to all the pages of articles. These pages still require users to change to a link depth of one, but make it more obvious. You can even add hints on the introductory pages, telling users what link depth they should enter in their synchronization options.

What did you think of this topic?

[Send us feedback](#)

Built on Wednesday, May 07, 2003

Pocket PC Development Guide

XML Support

The MSXML component enables Pocket Internet Explorer to display XML in the standard XML syntax colored view, which you may know from the desktop-computer environment. The component also enables you to use the Extensible Stylesheet Language (XSL) to display XML data in a more user-friendly way.

What did you think of this topic?

[Send us feedback](#)

Built on Wednesday, May 07, 2003

Pocket PC Development Guide

Differences from MSXML in Internet Explorer 5

There are few differences between the version of Microsoft XML (MSXML) for Pocket PC and that displayed in Microsoft Internet Explorer 5. However, there are some features that are not supported on Pocket PC:

- **No backward compatibility support for the Microsoft Internet Explorer 4 MSXML DOM**

MSXML for Internet Explorer 5 includes functionality which mimics the XML DOM displayed in Internet Explorer 4. To reduce memory requirements and ROM size, MSXML for Pocket PC does not include this functionality.

- **No support for data binding**

Neither Pocket Internet Explorer nor MSXML for Pocket PC supports data binding. Support for data binding requires a richer base of HTML layout support.

What did you think of this topic?

[Send us feedback](#)

Built on Wednesday, May 07, 2003

Pocket PC Development Guide

Interfaces of the XML Parser

On Pocket PC 2000, it was possible to use Microsoft XML Parser for your C++ applications, but it required a workaround and was not widely used. However, with Pocket PC 2002, you can use the Microsoft XML Parser for your C++ or Visual Basic applications without the need for workarounds or restrictions.

What did you think of this topic?

[Send us feedback](#)

Built on Wednesday, May 07, 2003

Pocket PC Development Guide

How to Use the XMLDOM in eMbedded Visual C++

To access the XMLDOM within a Microsoft eMbedded Visual C++ application, you can include the <MSXML.H> file and add the following lines to the header of your source code:

```
#include <objsafe.h>
namespace MSXML
{
#include <msxml.h>
}
#include <ocidl.h>
```

The following is a small example for XML code:

```
MSXML::IXMLDOMDocument      *iXMLDoc      = NULL;
MSXML::IXMLDOMParseError    *pParsingErr = NULL;
MSXML::IXMLDOMElement      *iXMLElem     = NULL;
MSXML::IXMLDOMNodeList     *iXMLChild    = NULL;
MSXML::IXMLDOMNode         *iXMLItem     = NULL;
HRESULT      hr;
short tEmpty;
BSTR bStr;

hr = CoInitializeEx(NULL, COINIT_MULTITHREADED);
if(!SUCCEEDED(hr))
    return 0;
hr = CoCreateInstance (MSXML::CLSID_DOMDocument, NULL,
    CLSCTX_INPROC_SERVER | CLSCTX_LOCAL_SERVER,
    MSXML::IID_IXMLDOMDocument, (LPVOID *)&iXMLDoc);
if(iXMLDoc)
{
    iXMLDoc->put_async(VARIANT_FALSE);

    // Pocket PC workaround:
    // Remove document safety options
    IObjectSafety *pSafety;
    DWORD dwSupported, dwEnabled;

    if ( SUCCEEDED(iXMLDoc->QueryInterface(
        IID_IObjectSafety, (void**)&pSafety)))
    {
        pSafety->GetInterfaceSafetyOptions(
            MSXML::IID_IXMLDOMDocument, &dwSupported, &dwEnabled );
        pSafety->SetInterfaceSafetyOptions(
            MSXML::IID_IXMLDOMDocument, dwSupported, 0 );
    }

    iXMLDoc->loadXML(L"<customer><first_name>Don</first_name>"
        L"<last_name>Hall</last_name></customer>",
        &tEmpty);
    iXMLDoc->get_documentElement(&iXMLElem);
    iXMLElem->get_childNodes(&iXMLChild);
    iXMLChild->get_item(1, &iXMLItem);
    iXMLItem->get_xml(&bStr);
    MessageBox(NULL, bStr, TEXT("Caption"), MB_OK);
}
}
```

Note In the preceding code, the three lines for the "Pocket PC workaround" are necessary for MSXML.DLL to load the XML source. If you do not add these lines, the XML .dll tends to stop responding.

What did you think of this topic?

[Send us feedback](#)

Built on Wednesday, May 07, 2003

Pocket PC Development Guide

How to Use the XMLDOM in eMbedded Visual Basic

Note This is supported only on Pocket PC 2002 and later.

The following code shows how to parse XML in Microsoft eMbedded Visual Basic:

```
Dim xmlDoc
Dim currNode
```

```
Dim xml
Set xmlDoc = CreateObject("microsoft.xmlDOM")
xml = "<customer><first_name>Don</first_name>"
xml = xml & "<last_name>Hall</last_name></customer>"
xmlDoc.loadXML (xml)
Set currNode = xmlDoc.documentElement.childNodes.item(1)
MsgBox currNode.xml
```

The message box will show:

```
<last_name>Hall</last_name>
```

What did you think of this topic?

[Send us feedback](#)

Built on Wednesday, May 07, 2003

Pocket PC Development Guide

How to Use the XMLDOM in JavaScript

On any version of Pocket PC, you can access the XMLDOM from Web pages by using client-side JScript 1.5. The following code shows how to parse XML in JScript:

```
<XML ID="Contacts">
<CONTACTS>
  <CONTACT>
    <NAME>Carol Phillips</NAME>
    <BIRTHDATE>1971-07-01</BIRTHDATE>
    <EMAIL>cphillips@example.com</EMAIL>
    <PHONE>(425) 555-0100</PHONE>
  </CONTACT>
  <CONTACT>
    <NAME> Don Hall</NAME>
    <BIRTHDATE>1968-09-17</BIRTHDATE>
    <EMAIL>donh@example.com</EMAIL>
    <PHONE>(425) 555-0101</PHONE>
  </CONTACT>
  <CONTACT>
    <NAME>Adam Barr</NAME>
    <BIRTHDATE>1959-09-08</BIRTHDATE>
    <EMAIL>abarr@example.com</EMAIL>
    <PHONE>(425) 555-0102</PHONE>
  </CONTACT>
</CONTACTS>
</XML>
```

```
function showPhone()
{
  var root = Contacts.documentElement;
  var selectedElems =
    root.selectNodes("CONTACT [NAME='Don Hall']");
  var donElem = selectedElems.item(0);
  var phone =
    donElem.childNodes.item(3).nodeValue;

  alert("Don Halls phone number is " + phone);
}
```

What did you think of this topic?

[Send us feedback](#)

Built on Wednesday, May 07, 2003